








- ①  Substrate
- ②  Existing Waterproofing
- ③  **Pro-Vapour Control/Carrier Membrane SA** adhered with **Pro-Prime® SA** (concrete | asphalt | felt | timber substrate | self-adhesive | Safe2Torch)
- ③  **Pro-Vapour Control/Carrier Membrane SA** adhered with **Pro-Prime® PVC** (PVC substrate)
- ③  **Pro-Vapour Control/Carrier Membrane SA** adhered with **Pro-Prime® Epoxy** (metal substrate)
- ④  **Proteus Pro-Cold®** base coat with embedded **Pro-Force 225** reinforcement
- ⑤  **Proteus Pro-Cold®** top coat



Proteus Waterproofing Ltd.

21a Sirdar Road,
Brook Road Industrial Estate,
Rayleigh, Essex, SS6 7XF

Tel: +44 (0)1268 777871

W: www.proteuswaterproofing.co.uk

E: office@proteuswaterproofing.co.uk

All components are to be prepared
and installed in strict accordance with
Proteus Project Specification

Notes :

This drawing is solely intended to illustrate the correct application of Proteus Waterproofing Ltd's products and systems. All other elements bearing reference to structural and/or thermal design within the detail are shown indicatively and should not be used in whole or part for any aspect of project design without consulting the relevant authorities.

For refurbishment projects, all aspects of the existing roof are deemed to be fully compliant with BS 6229 (Code of practice for flat roofs with continuously supported coverings) or improved upon for instances where these standards are not met.

© This drawing is the copyright of Proteus Waterproofing Ltd.

Drawing No.:

SD_PC_OVERLAY_01

Roof Type:

Overlay

Description:

Horizontal Surface

Scale:

NTS

Drawn:

W.Harding








Date:

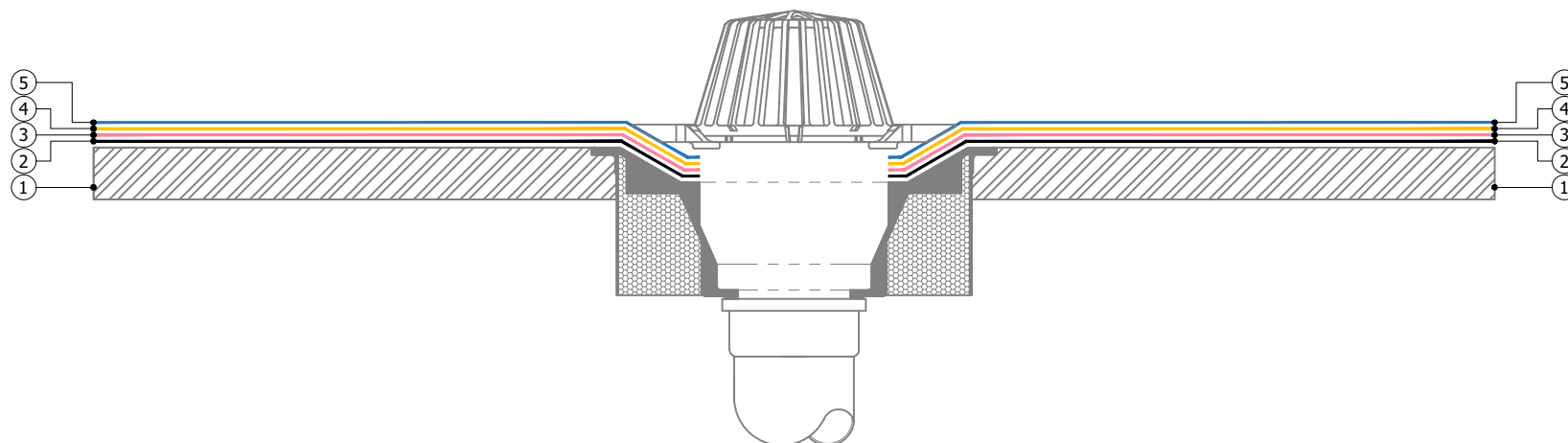
18/06/2025

Proteus Pro-Cold®



Proteus
WATERPROOFING

- ①  Substrate
- ②  Existing Waterproofing
- ③  **Pro-Vapour Control/Carrier Membrane SA** adhered with **Pro-Prime® SA** (concrete | asphalt | felt | timber substrate | self-adhesive | Safe2Torch)
- ③  **Pro-Vapour Control/Carrier Membrane SA** adhered with **Pro-Prime® PVC** (PVC substrate)
- ③  **Pro-Vapour Control/Carrier Membrane SA** adhered with **Pro-Prime® Epoxy** (metal substrate)
- ④  **Proteus Pro-Cold®** base coat with embedded **Pro-Force 225** reinforcement
- ⑤  **Proteus Pro-Cold®** top coat



Proteus Waterproofing Ltd.

21a Sirdar Road,
Brook Road Industrial Estate,
Rayleigh, Essex, SS6 7XF

Tel: +44 (0)1268 777871

W: www.proteuswaterproofing.co.uk

E: office@proteuswaterproofing.co.uk

All components are to be prepared
and installed in strict accordance with
Proteus Project Specification

Notes :

This drawing is solely intended to illustrate the correct application of Proteus Waterproofing Ltd's products and systems. All other elements bearing reference to structural and/or thermal design within the detail are shown indicatively and should not be used in whole or part for any aspect of project design without consulting the relevant authorities.

For refurbishment projects, all aspects of the existing roof are deemed to be fully compliant with BS 6229 (Code of practice for flat roofs with continuously supported coverings) or improved upon for instances where these standards are not met.

© This drawing is the copyright of Proteus Waterproofing Ltd.

Drawing No.:

SD_PC_OVERLAY_02

Roof Type:

Overlay

Description:

Vertical Rainwater Outlet

Scale:

NTS

Drawn:

W.Harding










Date:

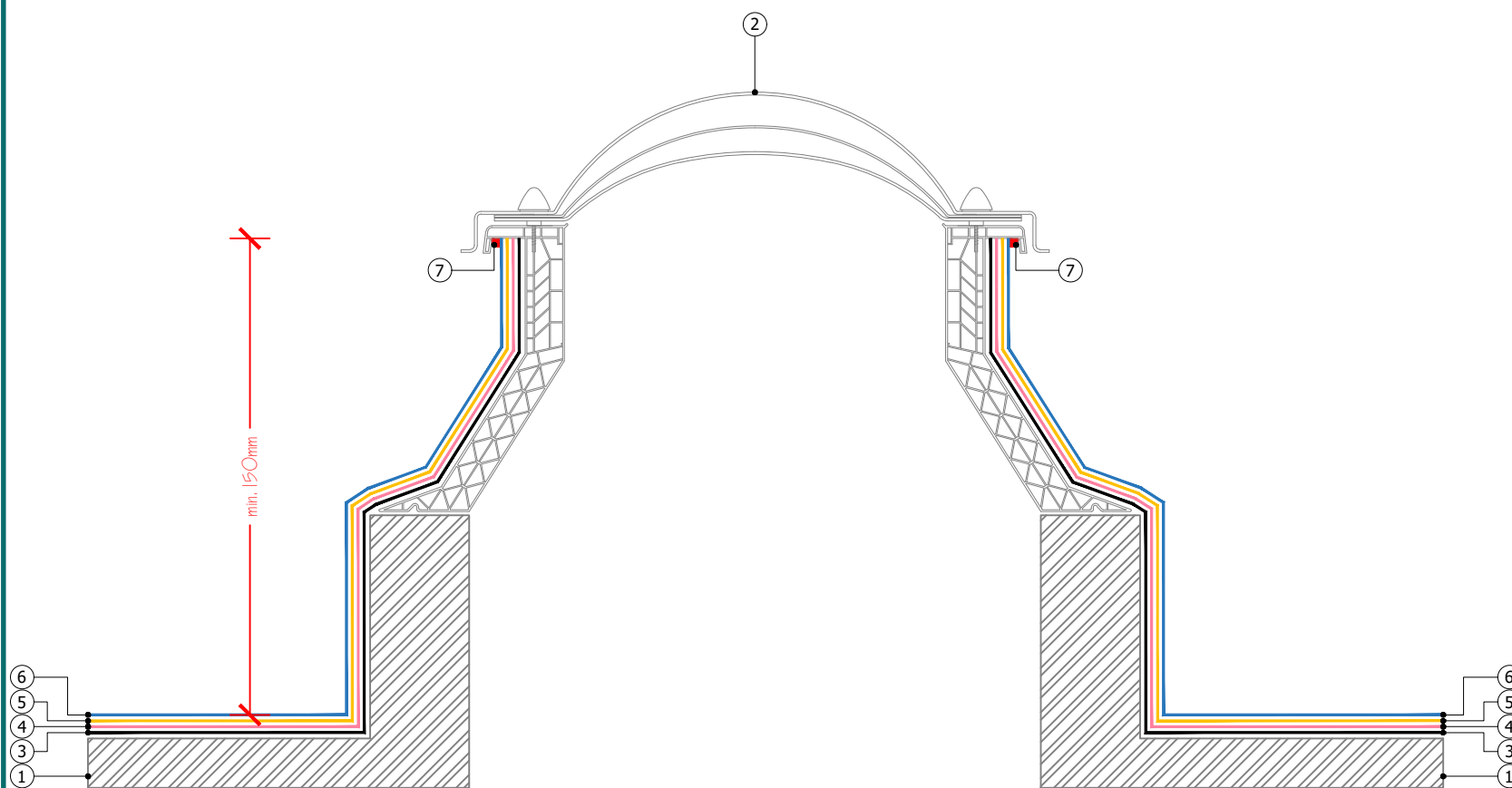
18/06/2025

Proteus Pro-Cold®



Proteus
WATERPROOFING

- ①  Substrate
- ②  Rooflight / Roof Access Hatch (by others)
- ③  Existing Waterproofing
- ④  **Pro-Vapour Control/Carrier Membrane SA** adhered with **Pro-Prime® SA** (concrete | asphalt | felt | timber substrate | self-adhesive | Safe2Torch)
- ④  **Pro-Vapour Control/Carrier Membrane SA** adhered with **Pro-Prime® PVC** (PVC substrate)
- ④  **Pro-Vapour Control/Carrier Membrane SA** adhered with **Pro-Prime® Epoxy** (metal substrate)
- ⑤  **Proteus Pro-Cold®** base coat with embedded **Pro-Force 225** reinforcement
- ⑥  **Proteus Pro-Cold®** top coat
- ⑦  **Proteus Sealant**



Proteus Waterproofing Ltd.

21a Sirdar Road,
Brook Road Industrial Estate,
Rayleigh, Essex, SS6 7XF

Tel: +44 (0)1268 777871

W: www.proteuswaterproofing.co.uk

E: office@proteuswaterproofing.co.uk

All components are to be prepared
and installed in strict accordance with
Proteus Project Specification

Notes :

This drawing is solely intended to illustrate the correct application of Proteus Waterproofing Ltd's products and systems. All other elements bearing reference to structural and/or thermal design within the detail are shown indicatively and should not be used in whole or part for any aspect of project design without consulting the relevant authorities.

For refurbishment projects, all aspects of the existing roof are deemed to be fully compliant with BS 6229 (Code of practice for flat roofs with continuously supported coverings) or improved upon for instances where these standards are not met.

© This drawing is the copyright of Proteus Waterproofing Ltd.

Drawing No.:

SD_PC_OVERLAY_03

Roof Type:

Overlay

Description:

Rooflight / Access Hatch

Scale:

NTS

Drawn:

W.Harding









Date:

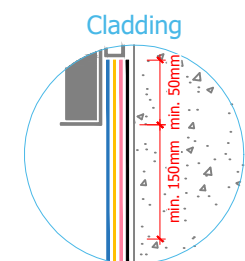
18/06/2025

Proteus Pro-Cold®

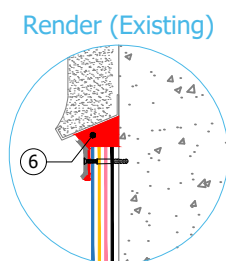


Proteus
WATERPROOFING

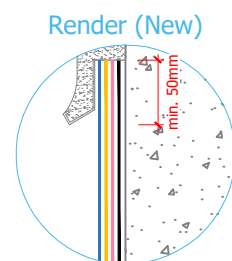
- ①  Substrate
- ②  Existing Waterproofing
- ③  **Pro-Vapour Control/Carrier Membrane SA** adhered with **Pro-Prime® SA** (concrete | asphalt | felt | timber substrate | self-adhesive | Safe2Torch)
- ③  **Pro-Vapour Control/Carrier Membrane SA** adhered with **Pro-Prime® PVC** (PVC substrate)
- ③  **Pro-Vapour Control/Carrier Membrane SA** adhered with **Pro-Prime® Epoxy** (metal substrate)
- ④  **Proteus Pro-Cold®** base coat with embedded **Pro-Force 225** reinforcement
- ⑤  **Proteus Pro-Cold®** top coat
- ⑥  **Proteus Sealant**



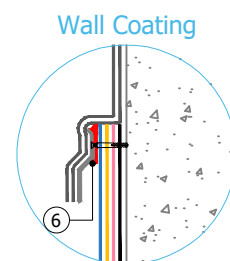
A New vertical cladding installed to provide minimum 50mm weathering lap



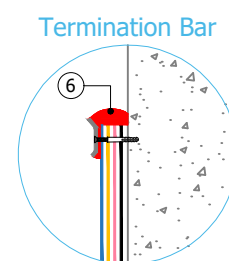
B Seal with a continuous minimum 6mm bead of **Proteus Sealant** following through cure of the System



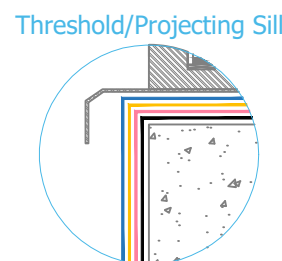
C Traditional render application with mechanically fixed bell cast/stop bead installed to overlap Waterproofing membrane by minimum 50mm



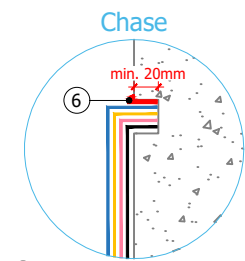
D Mechanically fixed **Proteus Counter Flashing** used as the lower termination position of the specified wall coating



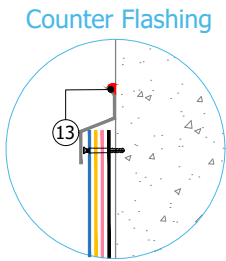
E Waterproofing System terminated with a mechanically fixed **Proteus Termination Bar**, sealed and bedded with **Proteus Sealant**



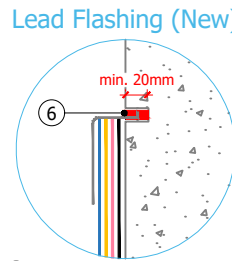
F Waterproofing System terminated tightly at the junction with the projecting sill and sealed with **Proteus Sealant**



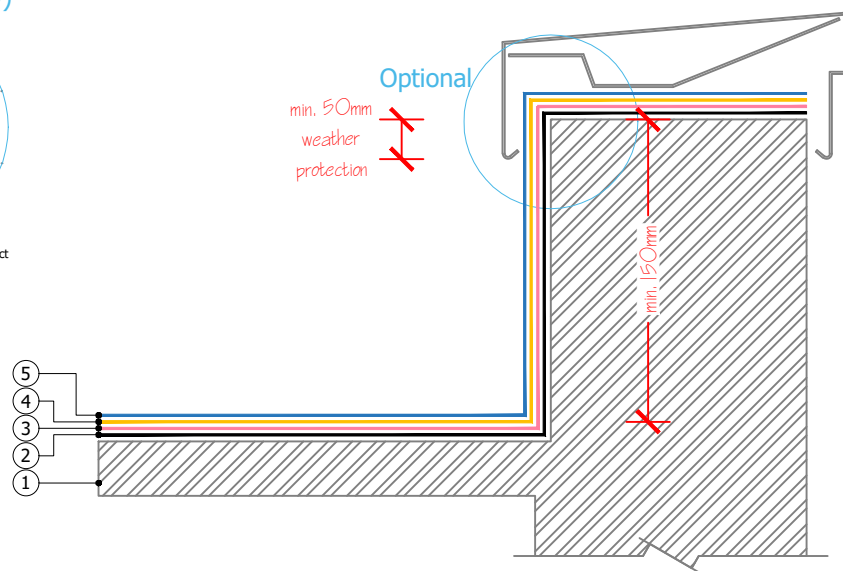
G Waterproofing System terminated in a 25mm x 10mm cleaned and primed pre-cut chase sealed with **Proteus Sealant**



H Waterproofing System terminated with a mechanically fixed **Proteus Counter Flashing**, sealed and bedded with **Proteus Sealant**



I New Lead Flashings installed in strict accordance with BS 6915 and LSA guidelines



Proteus Waterproofing Ltd.

21a Sirdar Road,
Brook Road Industrial Estate,
Rayleigh, Essex, SS6 7XF

Tel: +44 (0)1268 777871

W: www.proteuswaterproofing.co.uk

E: office@proteuswaterproofing.co.uk

All components are to be prepared and installed in strict accordance with **Proteus Project Specification**

Notes :

This drawing is solely intended to illustrate the correct application of Proteus Waterproofing Ltd's products and systems. All other elements bearing reference to structural and/or thermal design within the detail are shown indicatively and should not be used in whole or part for any aspect of project design without consulting the relevant authorities.

For refurbishment projects, all aspects of the existing roof are deemed to be fully compliant with BS 6229 (Code of practice for flat roofs with continuously supported coverings) or improved upon for instances where these standards are not met.

© This drawing is the copyright of Proteus Waterproofing Ltd.

Drawing No.:

SD_PC_OVERLAY_04

Roof Type:

Overlay

Description:

Upstand Terminations

Scale:

NTS

Drawn:

W.Harding








Date:

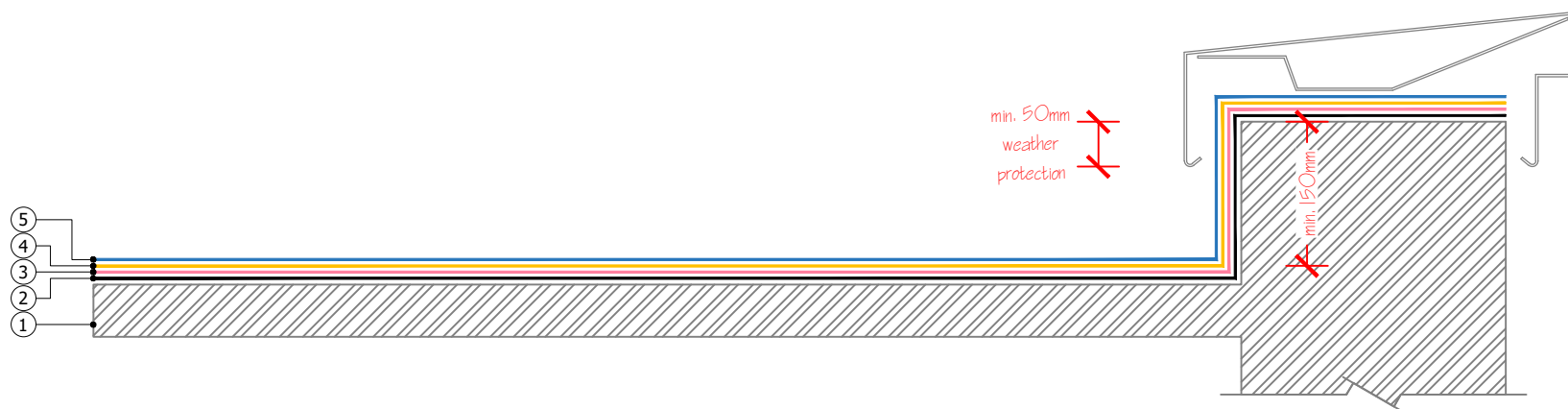
18/06/2025

Proteus Pro-Cold®



Proteus
WATERPROOFING

- ①  Substrate
- ②  Existing Waterproofing
- ③  **Pro-Vapour Control/Carrier Membrane SA** adhered with **Pro-Prime® SA** (concrete | asphalt | felt | timber substrate | self-adhesive | Safe2Torch)
- ③  **Pro-Vapour Control/Carrier Membrane SA** adhered with **Pro-Prime® PVC** (PVC substrate)
- ③  **Pro-Vapour Control/Carrier Membrane SA** adhered with **Pro-Prime® Epoxy** (metal substrate)
- ④  **Proteus Pro-Cold®** base coat with embedded **Pro-Force 225** reinforcement
- ⑤  **Proteus Pro-Cold®** top coat



Proteus Waterproofing Ltd.

21a Sirdar Road,
Brook Road Industrial Estate,
Rayleigh, Essex, SS6 7XF

Tel: +44 (0)1268 777871

W: www.proteuswaterproofing.co.uk

E: office@proteuswaterproofing.co.uk

All components are to be prepared
and installed in strict accordance with
Proteus Project Specification

Notes :

This drawing is solely intended to illustrate the correct application of Proteus Waterproofing Ltd's products and systems. All other elements bearing reference to structural and/or thermal design within the detail are shown indicatively and should not be used in whole or part for any aspect of project design without consulting the relevant authorities.

For refurbishment projects, all aspects of the existing roof are deemed to be fully compliant with BS 6229 (Code of practice for flat roofs with continuously supported coverings) or improved upon for instances where these standards are not met.

© This drawing is the copyright of Proteus Waterproofing Ltd.

Drawing No.:

SD_PC_OVERLAY_06

Roof Type:

Overlay

Description:

Parapet - Capping

Scale:

NTS

Drawn:

W.Harding









Date:

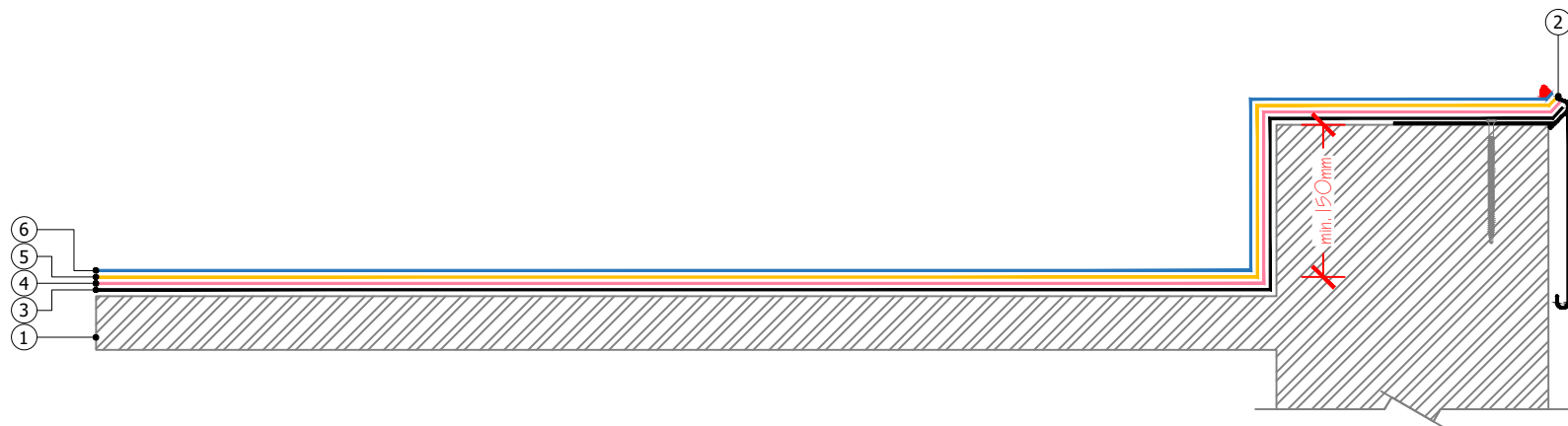
18/06/2025

Proteus Pro-Cold®



Proteus
WATERPROOFING

- ①  Substrate
- ②  **GRP Trim** (mechanically fixed) and **Proteus Sealant**
- ③  Existing Waterproofing
- ④  **Pro-Vapour Control/Carrier Membrane SA** adhered with **Pro-Prime® SA** (concrete | asphalt | felt | timber substrate | self-adhesive | Safe2Torch)
- ④  **Pro-Vapour Control/Carrier Membrane SA** adhered with **Pro-Prime® PVC** (PVC substrate)
- ④  **Pro-Vapour Control/Carrier Membrane SA** adhered with **Pro-Prime® Epoxy** (metal substrate)
- ⑤  **Proteus Pro-Cold®** base coat with embedded **Pro-Force 225** reinforcement
- ⑥  **Proteus Pro-Cold®** top coat



Proteus Waterproofing Ltd.

21a Sirdar Road,
Brook Road Industrial Estate,
Rayleigh, Essex, SS6 7XF

Tel: +44 (0)1268 777871

W: www.proteuswaterproofing.co.uk

E: office@proteuswaterproofing.co.uk

All components are to be prepared
and installed in strict accordance with
Proteus Project Specification

Notes :

This drawing is solely intended to illustrate the correct application of Proteus Waterproofing Ltd's products and systems. All other elements bearing reference to structural and/or thermal design within the detail are shown indicatively and should not be used in whole or part for any aspect of project design without consulting the relevant authorities.

For refurbishment projects, all aspects of the existing roof are deemed to be fully compliant with BS 6229 (Code of practice for flat roofs with continuously supported coverings) or improved upon for instances where these standards are not met.

© This drawing is the copyright of Proteus Waterproofing Ltd.

Drawing No.:

SD_PC_OVERLAY_07

Roof Type:

Overlay

Description:

Parapet - GRP Trim

Scale:

NTS

Drawn:

W.Harding









Date:

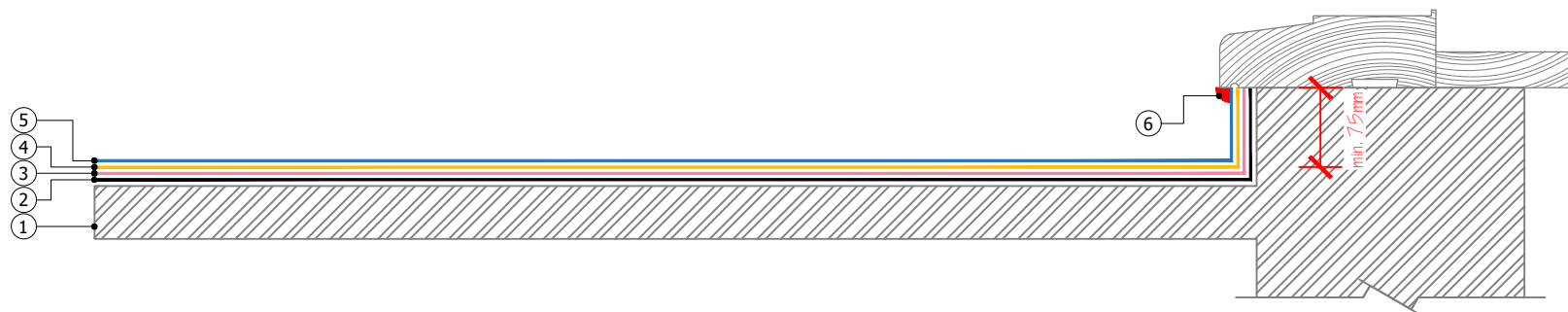
18/06/2025

Proteus Pro-Cold®



Proteus
WATERPROOFING

- ①  Substrate
- ②  Existing Waterproofing
- ③  **Pro-Vapour Control/Carrier Membrane SA** adhered with **Pro-Prime® SA** (concrete | asphalt | felt | timber substrate | self-adhesive | Safe2Torch)
- ③  **Pro-Vapour Control/Carrier Membrane SA** adhered with **Pro-Prime® PVC** (PVC substrate)
- ③  **Pro-Vapour Control/Carrier Membrane SA** adhered with **Pro-Prime® Epoxy** (metal substrate)
- ④  **Proteus Pro-Cold®** base coat with embedded **Pro-Force 225** reinforcement
- ⑤  **Proteus Pro-Cold®** top coat
- ⑥  **Proteus Sealant**



Proteus Waterproofing Ltd.

21a Sirdar Road,
Brook Road Industrial Estate,
Rayleigh, Essex, SS6 7XF

Tel: +44 (0)1268 777871

W: www.proteuswaterproofing.co.uk

E: office@proteuswaterproofing.co.uk

All components are to be prepared
and installed in strict accordance with
Proteus Project Specification

Notes :

This drawing is solely intended to illustrate the correct application of Proteus Waterproofing Ltd's products and systems. All other elements bearing reference to structural and/or thermal design within the detail are shown indicatively and should not be used in whole or part for any aspect of project design without consulting the relevant authorities.

For refurbishment projects, all aspects of the existing roof are deemed to be fully compliant with BS 6229 (Code of practice for flat roofs with continuously supported coverings) or improved upon for instances where these standards are not met.

© This drawing is the copyright of Proteus Waterproofing Ltd.

Drawing No.:

SD_PC_OVERLAY_08

Roof Type:

Overlay

Description:

Threshold (Existing) - Sealant

Scale:

NTS

Drawn:

W.Harding









Date:

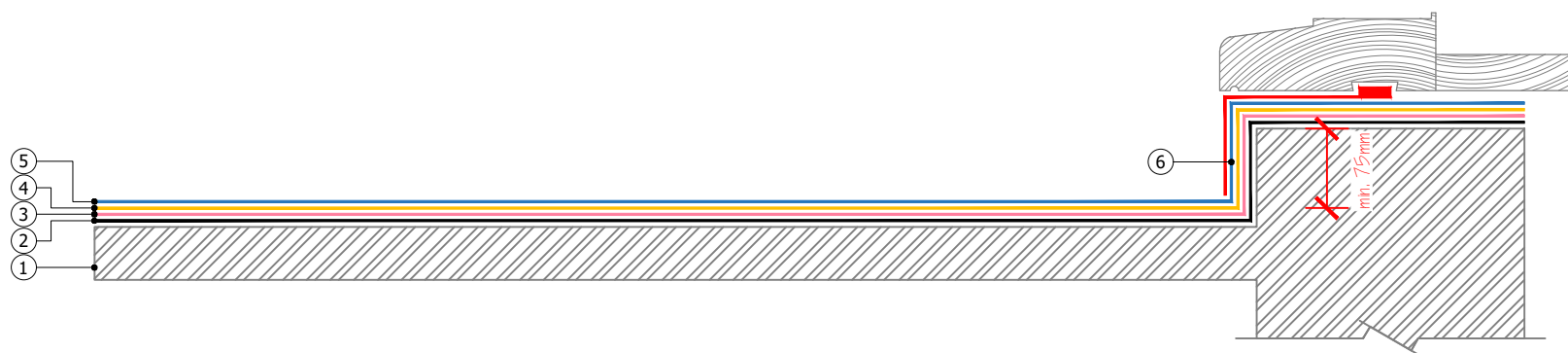
18/06/2025

Proteus Pro-Cold®



Proteus
WATERPROOFING

- ①  Substrate
- ②  Existing Waterproofing
- ③  **Pro-Vapour Control/Carrier Membrane SA** adhered with **Pro-Prime® SA** (concrete | asphalt | felt | timber substrate | self-adhesive | Safe2Torch)
- ③  **Pro-Vapour Control/Carrier Membrane SA** adhered with **Pro-Prime® PVC** (PVC substrate)
- ③  **Pro-Vapour Control/Carrier Membrane SA** adhered with **Pro-Prime® Epoxy** (metal substrate)
- ④  **Proteus Pro-Cold®** base coat with embedded **Pro-Force 225** reinforcement
- ⑤  **Proteus Pro-Cold®** top coat
- ⑥  EPDM membrane (min. 100mm lap onto waterproofing)



Proteus Waterproofing Ltd.

21a Sirdar Road,
Brook Road Industrial Estate,
Rayleigh, Essex, SS6 7XF

Tel: +44 (0)1268 777871

W: www.proteuswaterproofing.co.uk

E: office@proteuswaterproofing.co.uk

All components are to be prepared and installed in strict accordance with Proteus Project Specification

Notes :

This drawing is solely intended to illustrate the correct application of Proteus Waterproofing Ltd's products and systems. All other elements bearing reference to structural and/or thermal design within the detail are shown indicatively and should not be used in whole or part for any aspect of project design without consulting the relevant authorities.

For refurbishment projects, all aspects of the existing roof are deemed to be fully compliant with BS 6229 (Code of practice for flat roofs with continuously supported coverings) or improved upon for instances where these standards are not met.

© This drawing is the copyright of Proteus Waterproofing Ltd.

Drawing No.:

SD_PC_OVERLAY_09

Roof Type:

Overlay

Description:

Threshold (New) - EPDM

Scale:

NTS

Drawn:

W.Harding









Date:

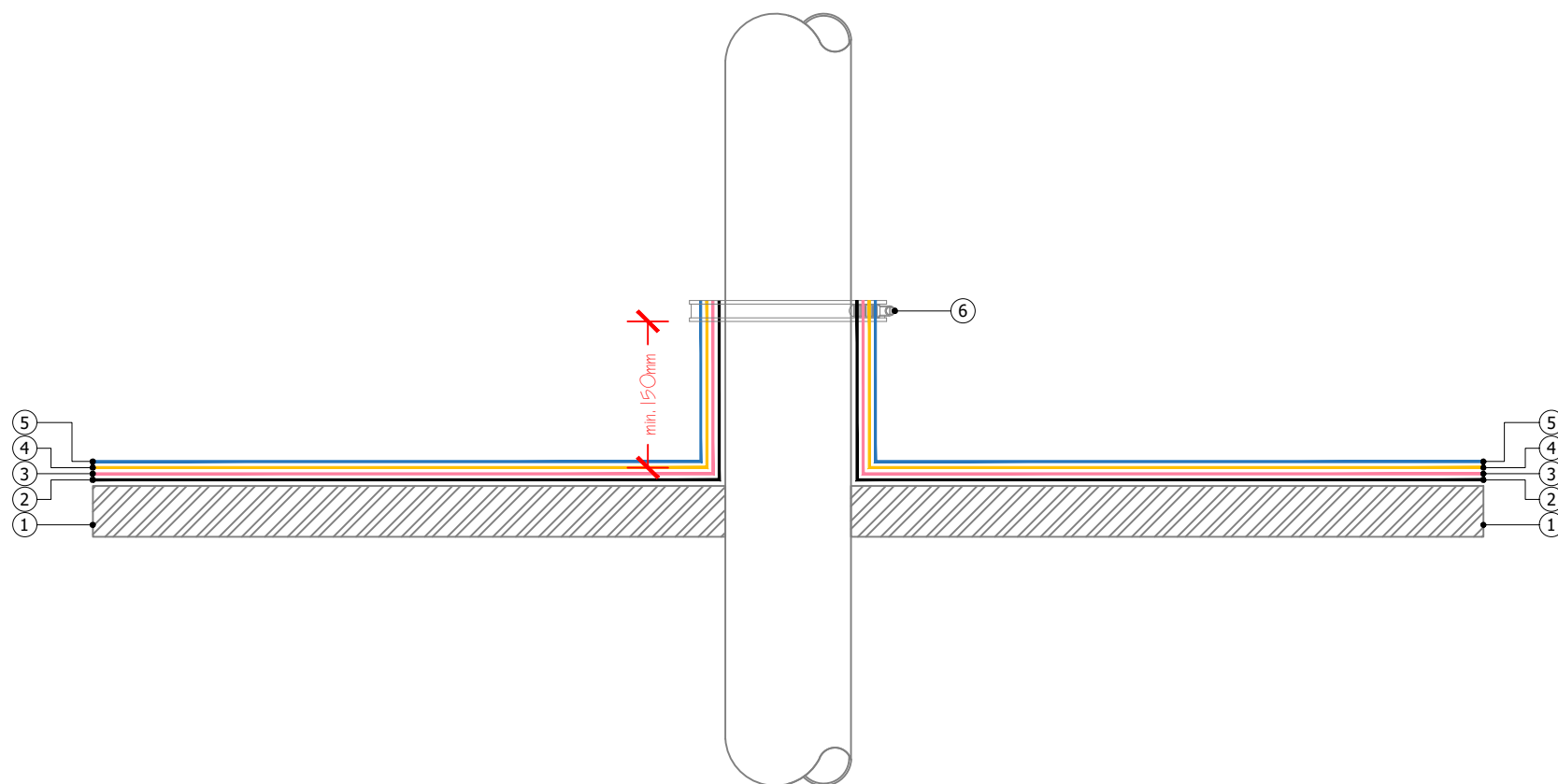
18/06/2025

Proteus Pro-Cold®



Proteus
WATERPROOFING

- ①  Substrate
- ②  Existing Waterproofing
- ③  **Pro-Vapour Control/Carrier Membrane SA** adhered with **Pro-Prime® SA** (concrete | asphalt | felt | timber substrate | self-adhesive | Safe2Torch)
- ③  **Pro-Vapour Control/Carrier Membrane SA** adhered with **Pro-Prime® PVC** (PVC substrate)
- ③  **Pro-Vapour Control/Carrier Membrane SA** adhered with **Pro-Prime® Epoxy** (metal substrate)
- ④  **Proteus Pro-Cold®** base coat with embedded **Pro-Force 225** reinforcement
- ⑤  **Proteus Pro-Cold®** top coat
- ⑥  Jubilee Clip (by others)



Proteus Waterproofing Ltd.

21a Sirdar Road,
Brook Road Industrial Estate,
Rayleigh, Essex, SS6 7XF

Tel: +44 (0)1268 777871

W: www.proteuswaterproofing.co.uk

E: office@proteuswaterproofing.co.uk

**All components are to be prepared
and installed in strict accordance with
Proteus Project Specification**

Notes :

This drawing is solely intended to illustrate the correct application of Proteus Waterproofing Ltd's products and systems. All other elements bearing reference to structural and/or thermal design within the detail are shown indicatively and should not be used in whole or part for any aspect of project design without consulting the relevant authorities.








For refurbishment projects, all aspects of the existing roof are deemed to be fully compliant with BS 6229 (Code of practice for flat roofs with continuously supported coverings) or improved upon for instances where these standards are not met.

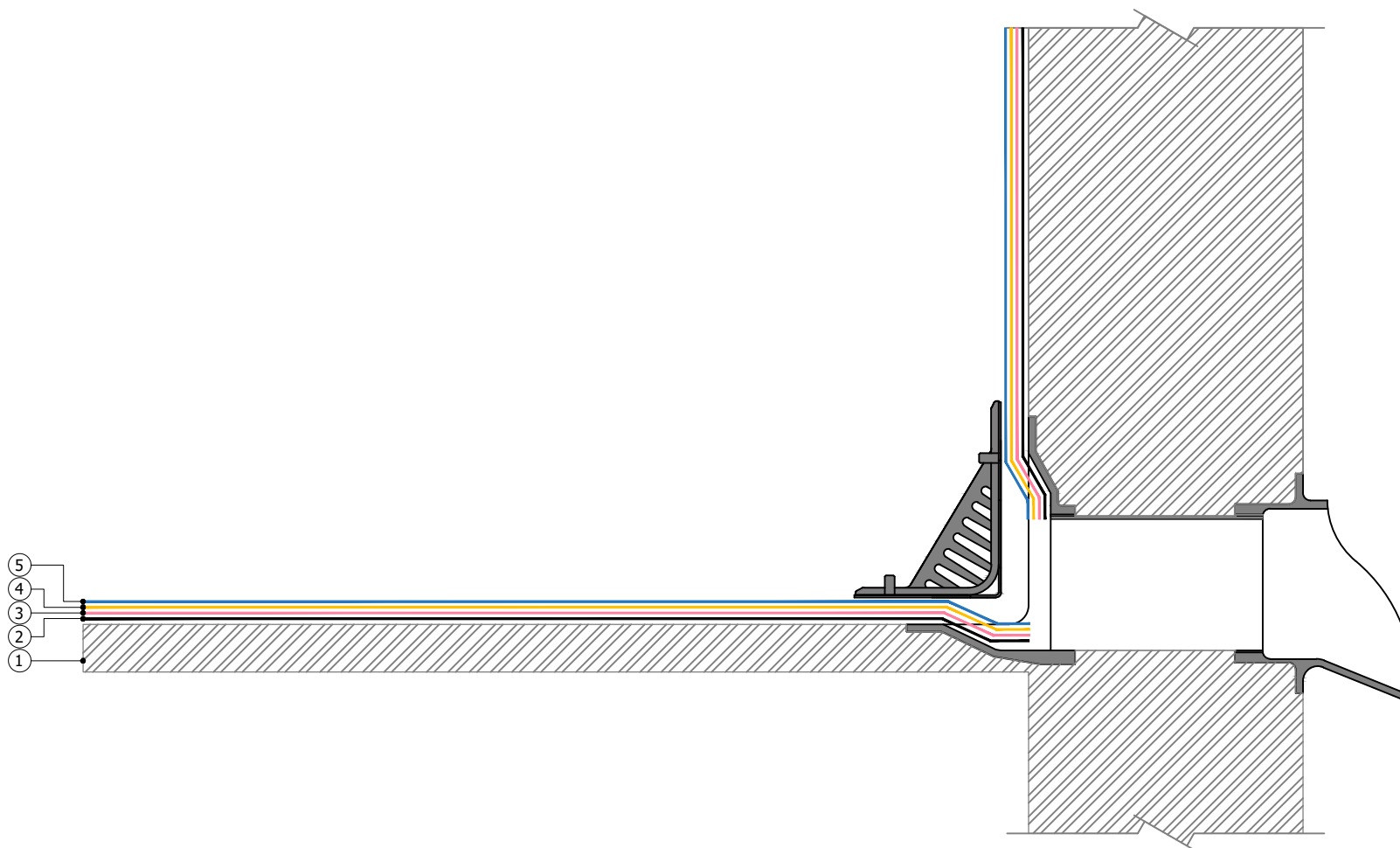
© This drawing is the copyright of Proteus Waterproofing Ltd.

| | | |
|--|----------------------------|------------------------------|
| Drawing No.: SD_PC_OVERLAY_10 | | Roof Type: Overlay |
| Description: Cold Pipe Penetration | | |
| Scale: NTS | Drawn: W.Harding | Date: 18/06/2025 |

Proteus Pro-Cold®



- ①  Substrate
- ②  Existing Waterproofing
- ③  **Pro-Vapour Control/Carrier Membrane SA** adhered with **Pro-Prime® SA** (concrete | asphalt | felt | timber substrate | self-adhesive | Safe2Torch)
- ③  **Pro-Vapour Control/Carrier Membrane SA** adhered with **Pro-Prime® PVC** (PVC substrate)
- ③  **Pro-Vapour Control/Carrier Membrane SA** adhered with **Pro-Prime® Epoxy** (metal substrate)
- ④  **Proteus Pro-Cold®** base coat with embedded **Pro-Force 225** reinforcement
- ⑤  **Proteus Pro-Cold®** top coat



Proteus Waterproofing Ltd.

21a Sirdar Road,
Brook Road Industrial Estate,
Rayleigh, Essex, SS6 7XF

Tel: +44 (0)1268 777871

W: www.proteuswaterproofing.co.uk

E: office@proteuswaterproofing.co.uk

All components are to be prepared
and installed in strict accordance with
Proteus Project Specification

Notes :

This drawing is solely intended to illustrate the correct application of Proteus Waterproofing Ltd's products and systems. All other elements bearing reference to structural and/or thermal design within the detail are shown indicatively and should not be used in whole or part for any aspect of project design without consulting the relevant authorities.

For refurbishment projects, all aspects of the existing roof are deemed to be fully compliant with BS 6229 (Code of practice for flat roofs with continuously supported coverings) or improved upon for instances where these standards are not met.

© This drawing is the copyright of Proteus Waterproofing Ltd.

Drawing No.:

SD_PC_OVERLAY_12

Roof Type:

Overlay

Description:

Parapet Outlet

Scale:

NTS

Drawn:

W.Harding








Date:


18/06/2025

Proteus Pro-Cold®



Proteus
WATERPROOFING

- ①  Substrate
- ②  Existing Waterproofing
- ③  **Pro-Vapour Control/Carrier Membrane SA** adhered with **Pro-Prime® SA** (concrete | asphalt | felt | timber substrate | self-adhesive | Safe2Torch)
- ③  **Pro-Vapour Control/Carrier Membrane SA** adhered with **Pro-Prime® PVC** (PVC substrate)
- ③  **Pro-Vapour Control/Carrier Membrane SA** adhered with **Pro-Prime® Epoxy** (metal substrate)
- ④  **Proteus Pro-Cold®** base coat with embedded **Pro-Force 225** reinforcement
- ⑤  **Proteus Pro-Cold®** top coat



Proteus Waterproofing Ltd.

21a Sirdar Road,
Brook Road Industrial Estate,
Rayleigh, Essex, SS6 7XF

Tel: +44 (0)1268 777871

W: www.proteuswaterproofing.co.uk

E: office@proteuswaterproofing.co.uk

All components are to be prepared
and installed in strict accordance with
Proteus Project Specification

Notes :

This drawing is solely intended to illustrate the correct application of Proteus Waterproofing Ltd's products and systems. All other elements bearing reference to structural and/or thermal design within the detail are shown indicatively and should not be used in whole or part for any aspect of project design without consulting the relevant authorities.

For refurbishment projects, all aspects of the existing roof are deemed to be fully compliant with BS 6229 (Code of practice for flat roofs with continuously supported coverings) or improved upon for instances where these standards are not met.

© This drawing is the copyright of Proteus Waterproofing Ltd.

Drawing No.:

SD_PC_OVERLAY_13

Roof Type:

Overlay

Description:

Roof Transition

Scale:

NTS

Drawn:

W.Harding











Date:

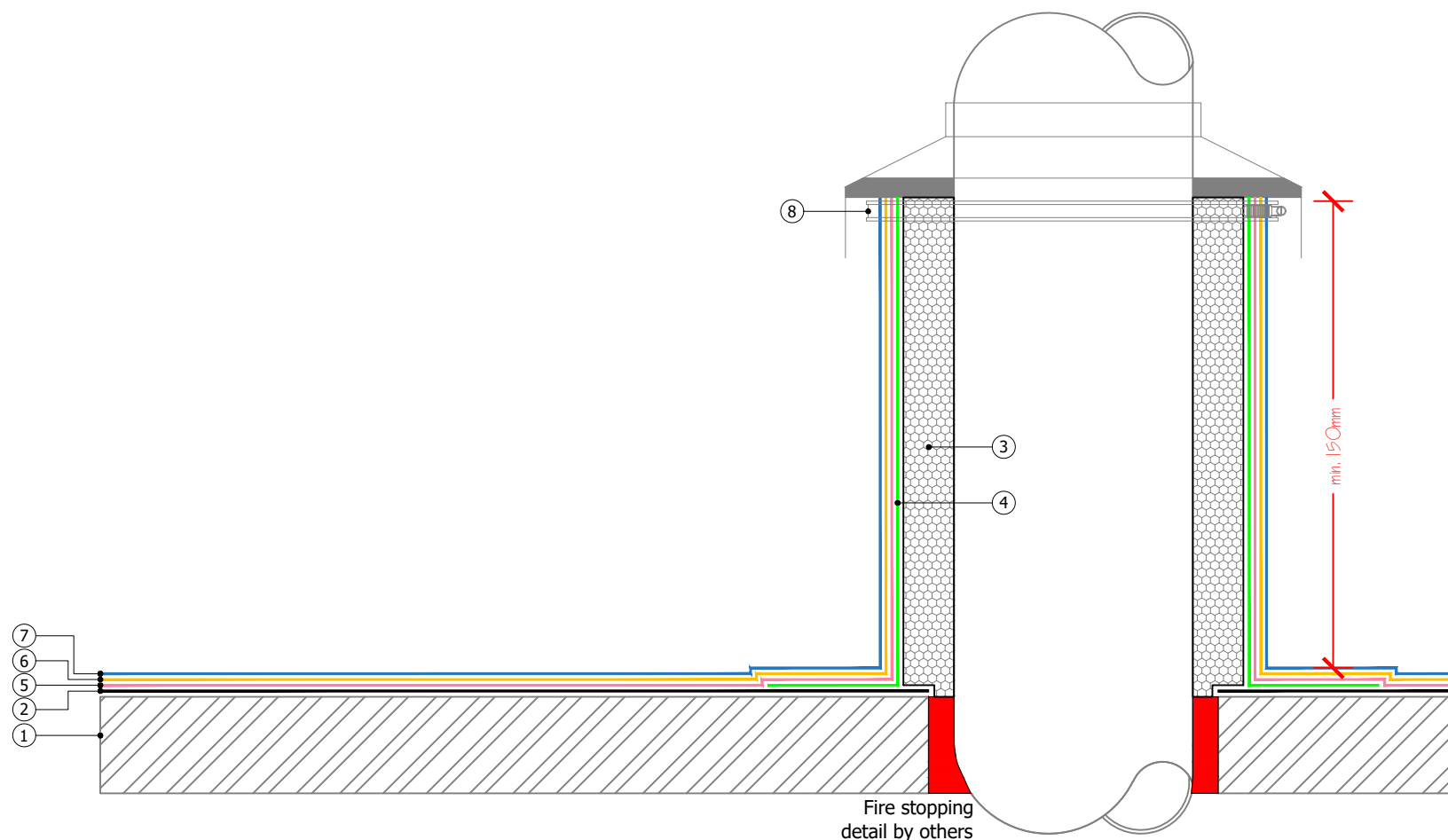
18/06/2025

Proteus Pro-Cold®



Proteus
WATERPROOFING

- ①  Substrate
- ②  Existing Waterproofing
- ③  Non-combustible Insulation (by others)
- ④  Metal angle (by others)
- ⑤  **Pro-Vapour Control/Carrier Membrane SA** and **Pro-Prime® SA** (timber substrate | self-adhesive | Safe2Torch)
- ⑤  **Pro-Vapour Control/Carrier Membrane SA** adhered with **Pro-Prime® PVC** (PVC substrate)
- ⑤  **Pro-Vapour Control/Carrier Membrane SA** adhered with **Pro-Prime® Epoxy** (metal substrate)
- ⑥  **Proteus Pro-Cold®** (base coat) with embedded **Pro-Force 225** (reinforcement)
- ⑦  **Proteus Pro-Cold®** (top coat)
- ⑧  Jubilee Clip (by others)



Proteus Waterproofing Ltd.

21a Sirdar Road,
Brook Road Industrial Estate,
Rayleigh, Essex, SS6 7XF

Tel: +44 (0)1268 777871

W: www.proteuswaterproofing.co.uk

E: office@proteuswaterproofing.co.uk

All components are to be prepared
and installed in strict accordance with
Proteus Project Specification

Notes :

This drawing is solely intended to illustrate the correct application of Proteus Waterproofing Ltd's products and systems. All other elements bearing reference to structural and/or thermal design within the detail are shown indicatively and should not be used in whole or part for any aspect of project design without consulting the relevant authorities.

For refurbishment projects, all aspects of the existing roof are deemed to be fully compliant with BS 6229 (Code of practice for flat roofs with continuously supported coverings) or improved upon for instances where these standards are not met.

© This drawing is the copyright of Proteus Waterproofing Ltd.

Drawing No.:

SD_PC_OVERLAY_15

Roof Type:

Overlay

Description:

Hot pipe penetration

Scale:

NTS

Drawn:

W.Harding








Date:

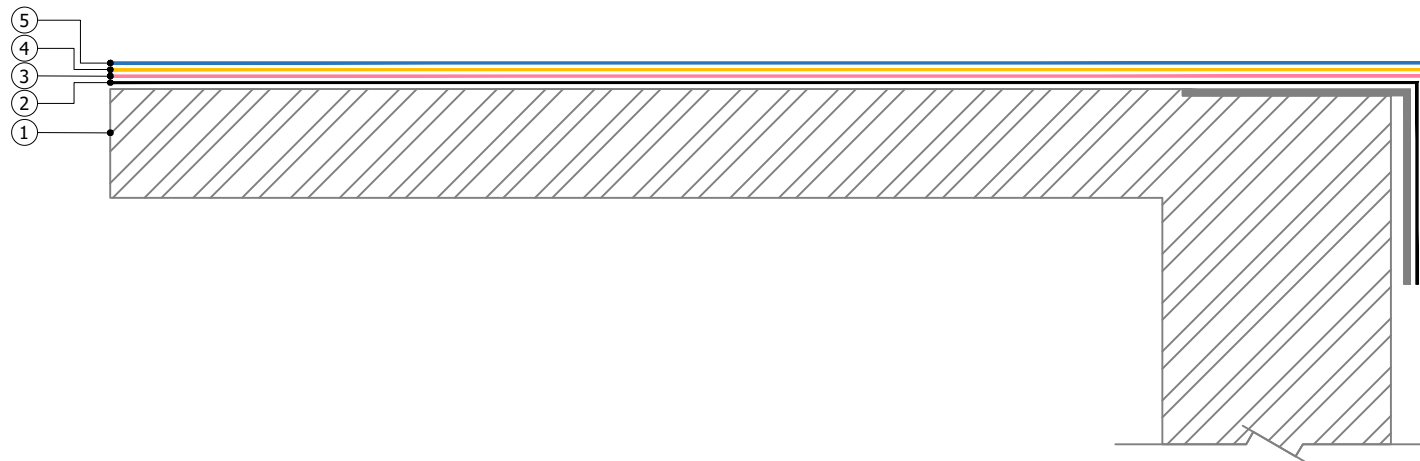
18/06/2025

Proteus Pro-Cold®



Proteus
WATERPROOFING

- ①  Substrate
- ②  Existing Waterproofing
- ③  **Pro-Vapour Control/Carrier Membrane SA and Pro-Prime® SA** (timber substrate | self-adhesive | Safe2Torch)
- ③  **Pro-Vapour Control/Carrier Membrane SA** adhered with **Pro-Prime® PVC** (PVC substrate)
- ③  **Pro-Vapour Control/Carrier Membrane SA** adhered with **Pro-Prime® Epoxy** (metal substrate)
- ④  **Proteus Pro-Cold®** (base coat) with embedded **Pro-Force 225** (reinforcement)
- ⑤  **Proteus Pro-Cold®** (top coat)



Proteus Waterproofing Ltd.

21a Sirdar Road,
Brook Road Industrial Estate,
Rayleigh, Essex, SS6 7XF

Tel: +44 (0)1268 777871

W: www.proteuswaterproofing.co.uk

E: office@proteuswaterproofing.co.uk

All components are to be prepared
and installed in strict accordance with
Proteus Project Specification

Notes :

This drawing is solely intended to illustrate the correct application of Proteus Waterproofing Ltd's products and systems. All other elements bearing reference to structural and/or thermal design within the detail are shown indicatively and should not be used in whole or part for any aspect of project design without consulting the relevant authorities.

For refurbishment projects, all aspects of the existing roof are deemed to be fully compliant with BS 6229 (Code of practice for flat roofs with continuously supported coverings) or improved upon for instances where these standards are not met.

© This drawing is the copyright of Proteus Waterproofing Ltd.

Drawing No.:

SD_PC_OVERLAY_16

Roof Type:

Overlay

Description:

Drip Edge for Lift Overrun

Scale:

NTS

Drawn:

W.Harding








Date:

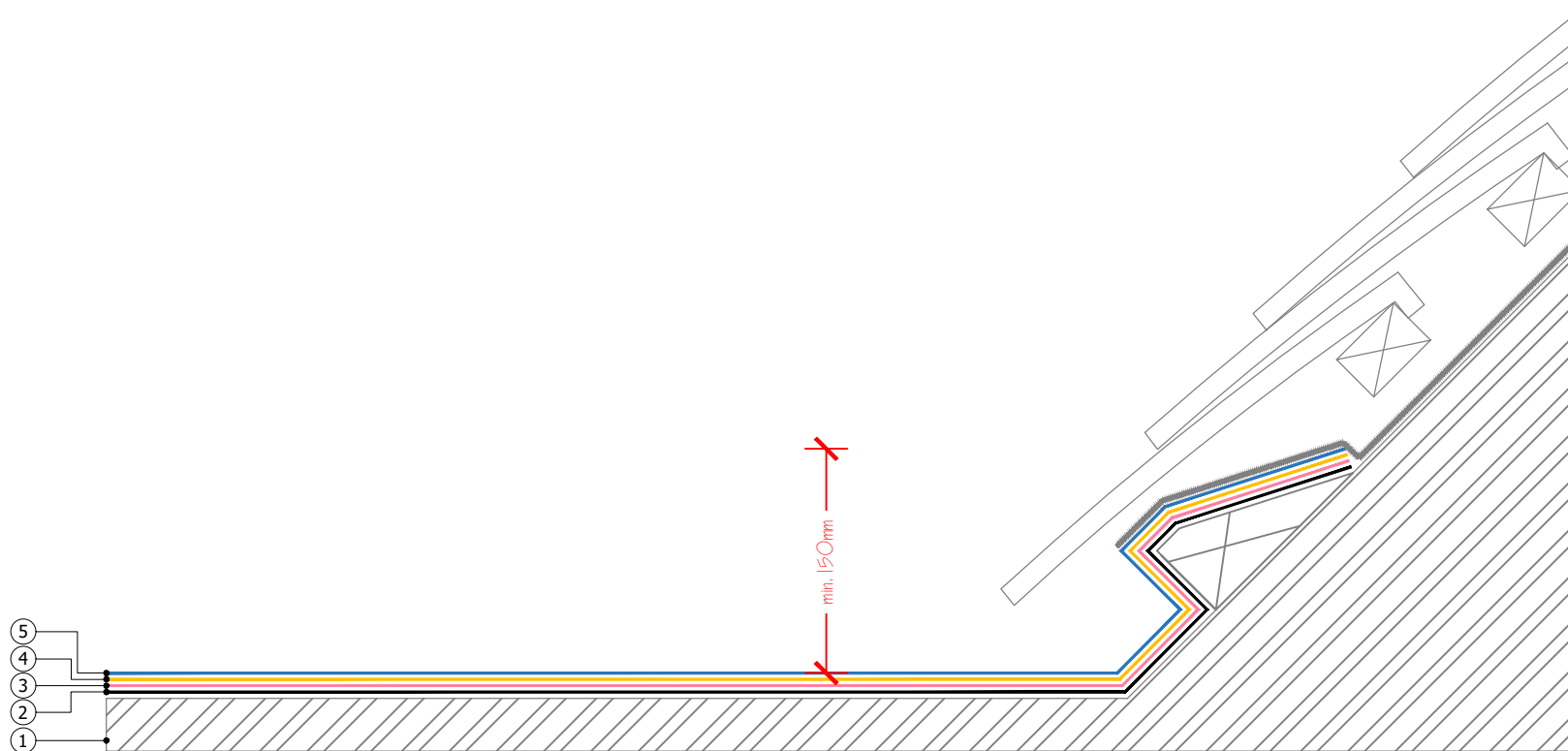
18/06/2025

Proteus Pro-Cold®



Proteus
WATERPROOFING

- ①  Substrate
- ②  Existing Waterproofing
- ③  **Pro-Vapour Control/Carrier Membrane SA** and **Pro-Prime® SA** (timber substrate | self-adhesive | Safe2Torch)
- ③  **Pro-Vapour Control/Carrier Membrane SA** adhered with **Pro-Prime® PVC** (PVC substrate)
- ③  **Pro-Vapour Control/Carrier Membrane SA** adhered with **Pro-Prime® Epoxy** (metal substrate)
- ④  **Proteus Pro-Cold®** (base coat) with embedded **Pro-Force 225** (reinforcement)
- ⑤  **Proteus Pro-Cold®** (top coat)



Proteus Waterproofing Ltd.

21a Sirdar Road,
Brook Road Industrial Estate,
Rayleigh, Essex, SS6 7XF

Tel: +44 (0)1268 777871

W: www.proteuswaterproofing.co.uk

E: office@proteuswaterproofing.co.uk

All components are to be prepared
and installed in strict accordance with
Proteus Project Specification

Notes :

This drawing is solely intended to illustrate the correct application of Proteus Waterproofing Ltd's products and systems. All other elements bearing reference to structural and/or thermal design within the detail are shown indicatively and should not be used in whole or part for any aspect of project design without consulting the relevant authorities.

For refurbishment projects, all aspects of the existing roof are deemed to be fully compliant with BS 6229 (Code of practice for flat roofs with continuously supported coverings) or improved upon for instances where these standards are not met.

© This drawing is the copyright of Proteus Waterproofing Ltd.

Drawing No.:

SD_PC_OVERLAY_17

Roof Type:

Overlay

Description:

Upstand/Layboard to Pitched Roof

Scale:

NTS

Drawn:

W.Harding










Date:

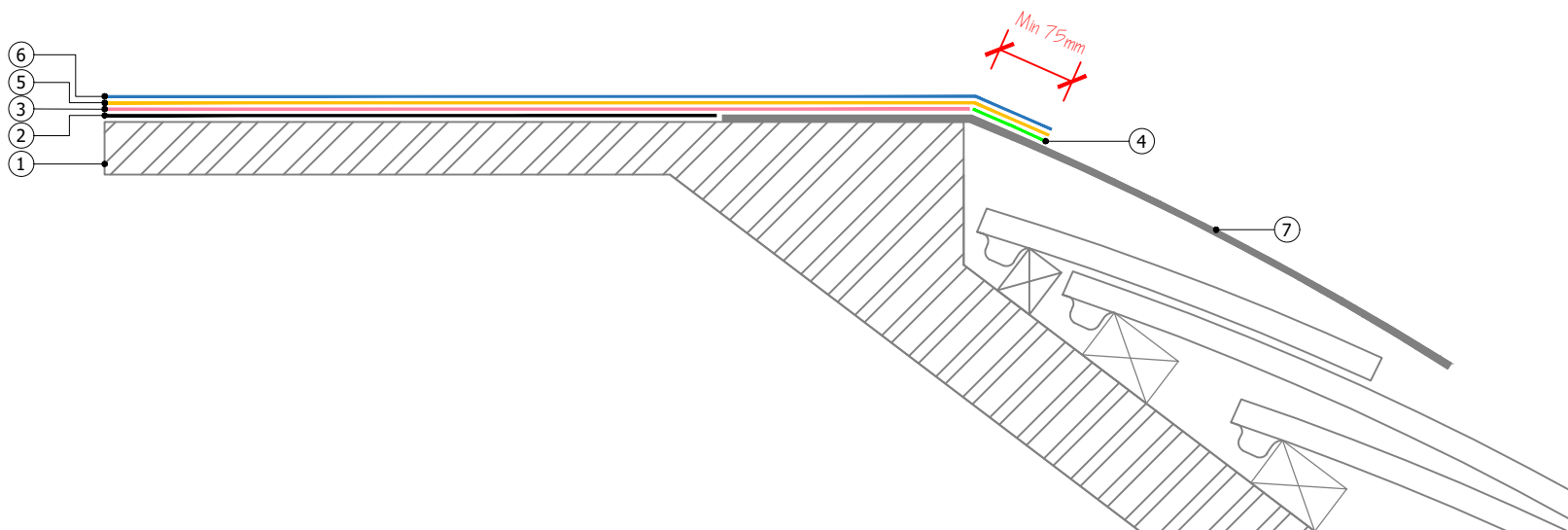
18/06/2025

Proteus Pro-Cold®



Proteus
WATERPROOFING

- ①  Substrate
- ②  Existing Waterproofing
- ③  **Pro-Vapour Control/Carrier Membrane SA** and **Pro-Prime® SA** (timber substrate | self-adhesive | Safe2Torch)
- ③  **Pro-Vapour Control/Carrier Membrane SA** adhered with **Pro-Prime® PVC** (PVC substrate)
- ③  **Pro-Vapour Control/Carrier Membrane SA** adhered with **Pro-Prime® Epoxy** (metal substrate)
- ④  **Pro-Prime® Epoxy** (All metal areas)
- ⑤  **Proteus Pro-Cold®** (base coat) with embedded **Pro-Force 225** (reinforcement)
- ⑥  **Proteus Pro-Cold®** (top coat)
- ⑦  Flashing (by others)



Proteus Waterproofing Ltd.

21a Sirdar Road,
Brook Road Industrial Estate,
Rayleigh, Essex, SS6 7XF

Tel: +44 (0)1268 777871

W: www.proteuswaterproofing.co.uk

E: office@proteuswaterproofing.co.uk

All components are to be prepared
and installed in strict accordance with
Proteus Project Specification

Notes :

This drawing is solely intended to illustrate the correct application of Proteus Waterproofing Ltd's products and systems. All other elements bearing reference to structural and/or thermal design within the detail are shown indicatively and should not be used in whole or part for any aspect of project design without consulting the relevant authorities.

For refurbishment projects, all aspects of the existing roof are deemed to be fully compliant with BS 6229 (Code of practice for flat roofs with continuously supported coverings) or improved upon for instances where these standards are not met.

© This drawing is the copyright of Proteus Waterproofing Ltd.

Drawing No.:

SD_PC_OVERLAY_18

Roof Type:

Overlay

Description:

Perimeter Mansard

Scale:

NTS

Drawn:

W.Harding









Date:

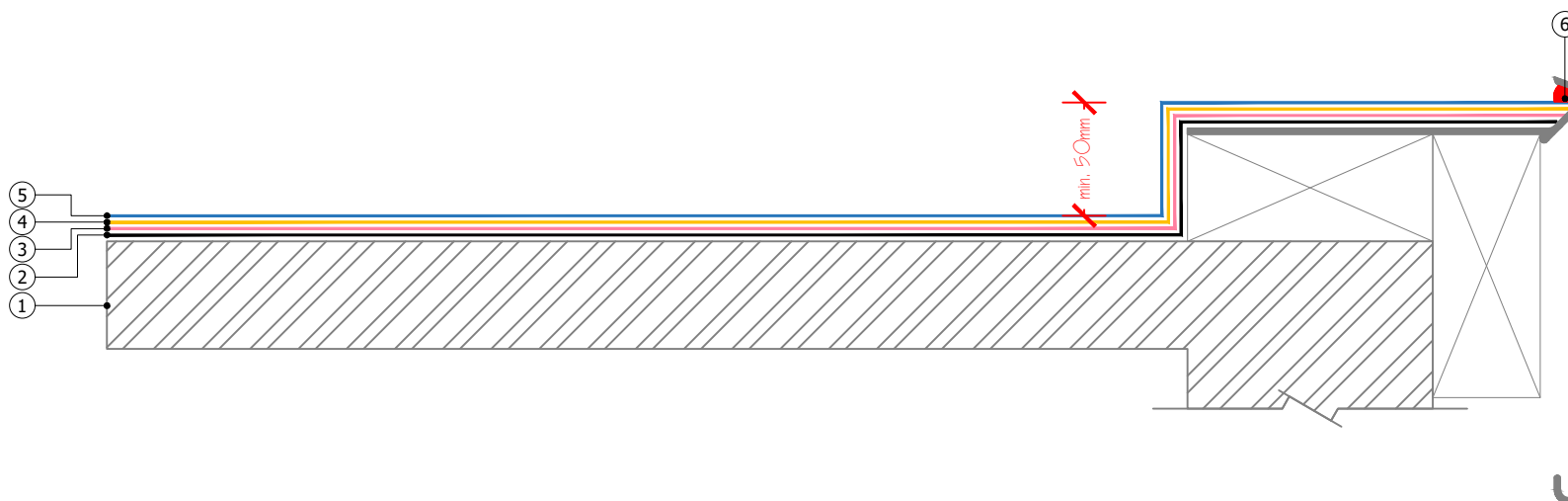
18/06/2025

Proteus Pro-Cold®



Proteus
WATERPROOFING

- ①  Substrate
- ②  Existing Waterproofing
- ③  **Pro-Vapour Control/Carrier Membrane SA** and **Pro-Prime® SA** (timber substrate | self-adhesive | Safe2Torch)
- ③  **Pro-Vapour Control/Carrier Membrane SA** adhered with **Pro-Prime® PVC** (PVC substrate)
- ③  **Pro-Vapour Control/Carrier Membrane SA** adhered with **Pro-Prime® Epoxy** (metal substrate)
- ④  **Proteus Pro-Cold®** (base coat) with embedded **Pro-Force 225** (reinforcement)
- ⑤  **Proteus Pro-Cold®** (top coat)
- ⑥  **Proteus Sealant**



Proteus Waterproofing Ltd.

21a Sirdar Road,
Brook Road Industrial Estate,
Rayleigh, Essex, SS6 7XF

Tel: +44 (0)1268 777871

W: www.proteuswaterproofing.co.uk

E: office@proteuswaterproofing.co.uk

All components are to be prepared
and installed in strict accordance with
Proteus Project Specification

Notes :

This drawing is solely intended to illustrate the correct application of Proteus Waterproofing Ltd's products and systems. All other elements bearing reference to structural and/or thermal design within the detail are shown indicatively and should not be used in whole or part for any aspect of project design without consulting the relevant authorities.

For refurbishment projects, all aspects of the existing roof are deemed to be fully compliant with BS 6229 (Code of practice for flat roofs with continuously supported coverings) or improved upon for instances where these standards are not met.

© This drawing is the copyright of Proteus Waterproofing Ltd.

Drawing No.:

SD_PC_OVERLAY_19

Roof Type:

Overlay

Description:

Watercheck

Scale:

NTS

Drawn:

W.Harding









Date:

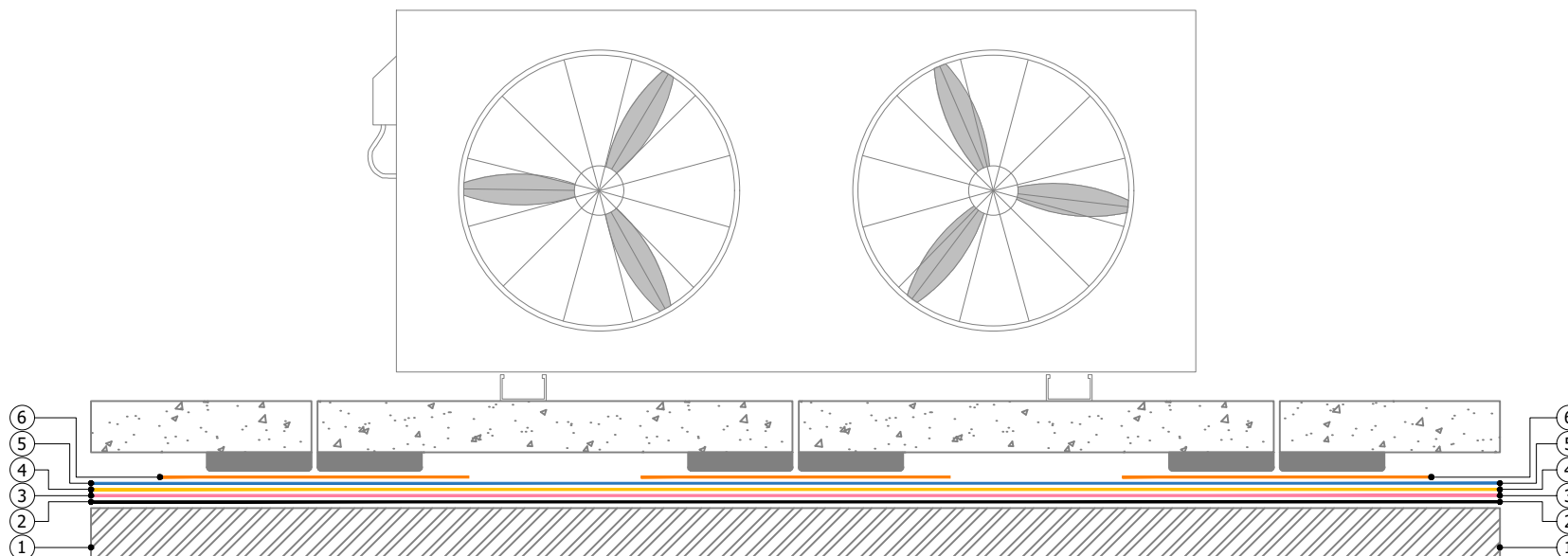
18/06/2025

Proteus Pro-Cold®



Proteus
WATERPROOFING

- ①  Substrate
- ②  Existing Waterproofing
- ③  **Pro-Vapour Control/Carrier Membrane SA and Pro-Prime® SA** (timber substrate | self-adhesive | Safe2Torch)
- ③  **Pro-Vapour Control/Carrier Membrane SA** adhered with **Pro-Prime® PVC** (PVC substrate)
- ③  **Pro-Vapour Control/Carrier Membrane SA** adhered with **Pro-Prime® Epoxy** (metal substrate)
- ④  **Proteus Pro-Cold®** base coat with embedded **Pro-Force 225** reinforcement
- ⑤  **Proteus Pro-Cold®** top coat
- ⑥  **Sacrificial Layer** (TBC with Proteus)



Proteus Waterproofing Ltd.

21a Sirdar Road,
Brook Road Industrial Estate,
Rayleigh, Essex, SS6 7XF

Tel: +44 (0)1268 777871

W: www.proteuswaterproofing.co.uk

E: office@proteuswaterproofing.co.uk

All components are to be prepared
and installed in strict accordance with
Proteus Project Specification

Notes :

This drawing is solely intended to illustrate the correct application of Proteus Waterproofing Ltd's products and systems. All other elements bearing reference to structural and/or thermal design within the detail are shown indicatively and should not be used in whole or part for any aspect of project design without consulting the relevant authorities.

For refurbishment projects, all aspects of the existing roof are deemed to be fully compliant with BS 6229 (Code of practice for flat roofs with continuously supported coverings) or improved upon for instances where these standards are not met.

© This drawing is the copyright of Proteus Waterproofing Ltd.

Drawing No.:

SD_PC_OVERLAY_20

Roof Type:

Overlay

Description:

Sacrificial layer under free standing plant

Scale:

NTS

Drawn:

W.Harding









Date:

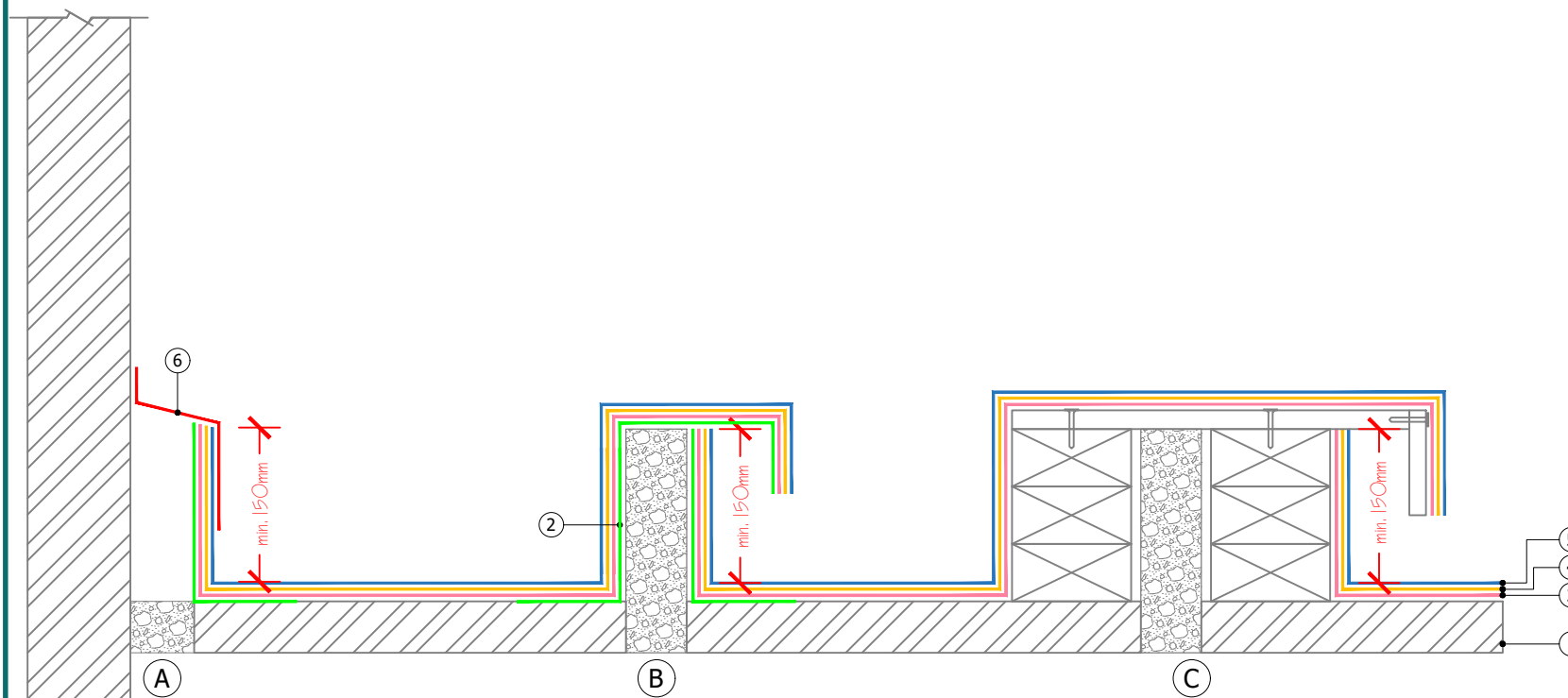
18/06/2025

Proteus Pro-Cold®



Proteus
WATERPROOFING

- ①  Substrate
- ②  Metal Angle (by others)
- ③  **Pro-Vapour Control/Carrier Membrane SA** and **Pro-Prime® SA** (timber substrate | self-adhesive | Safe2Torch)
- ③  **Pro-Vapour Control/Carrier Membrane SA** adhered with **Pro-Prime® PVC** (PVC substrate)
- ③  **Pro-Vapour Control/Carrier Membrane SA** adhered with **Pro-Prime® Epoxy** (metal substrate)
- ④  **Proteus Pro-Cold®** base coat with embedded **Pro-Force 225** reinforcement
- ⑤  **Proteus Pro-Cold®** top coat
- ⑥  Flashing (by others)



Proteus Waterproofing Ltd.

21a Sirdar Road,
Brook Road Industrial Estate,
Rayleigh, Essex, SS6 7XF

Tel: +44 (0)1268 777871

W: www.proteuswaterproofing.co.uk

E: office@proteuswaterproofing.co.uk

All components are to be prepared
and installed in strict accordance with
Proteus Project Specification

Notes :

This drawing is solely intended to illustrate the correct application of Proteus Waterproofing Ltd's products and systems. All other elements bearing reference to structural and/or thermal design within the detail are shown indicatively and should not be used in whole or part for any aspect of project design without consulting the relevant authorities.

For refurbishment projects, all aspects of the existing roof are deemed to be fully compliant with BS 6229 (Code of practice for flat roofs with continuously supported coverings) or improved upon for instances where these standards are not met.

© This drawing is the copyright of Proteus Waterproofing Ltd.

Drawing No.:

SD_PC_Overlay_23

Roof Type:

Overlay

Description:

Expansion Joints

Scale:

NTS

Drawn:

W.Harding










Date:

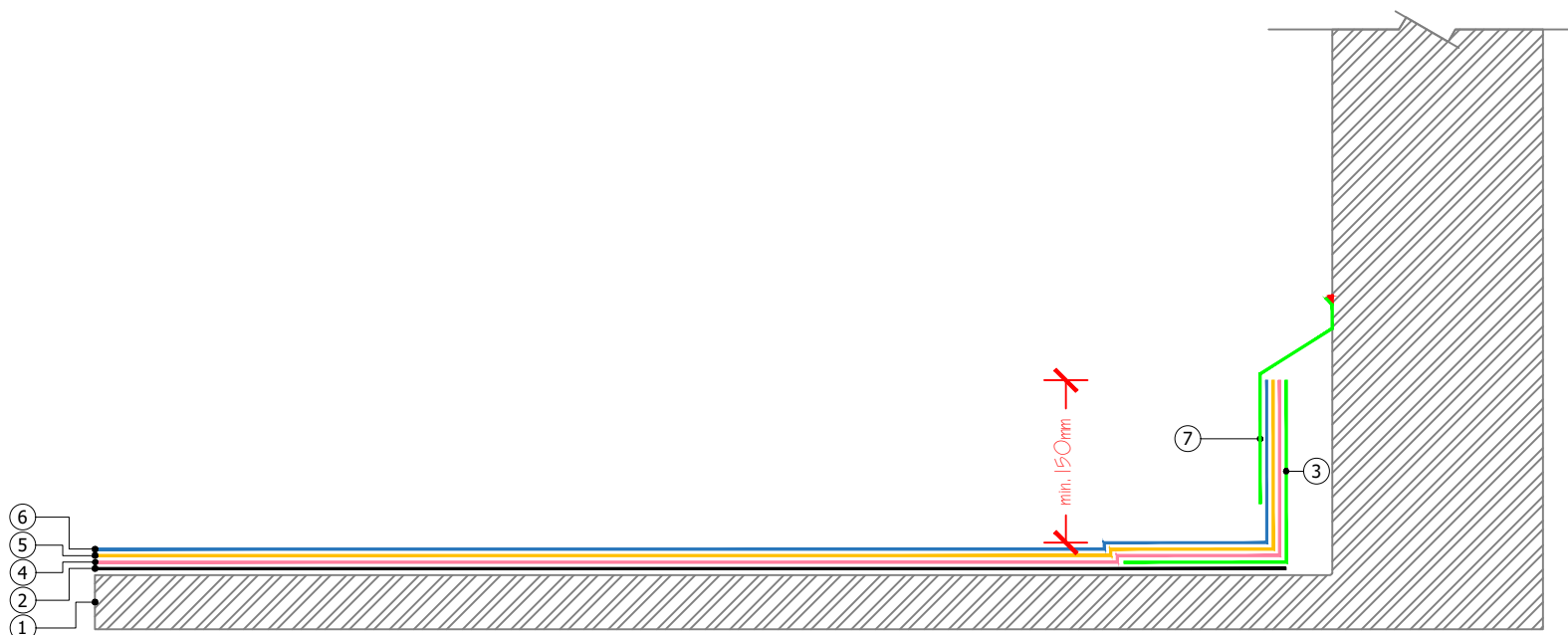
18/06/2025

Proteus Pro-Cold®



Proteus
WATERPROOFING

- ①  Substrate
- ②  Existing Waterproofing
- ③  Metal Angle (by others)
- ④  **Pro-Vapour Control/Carrier Membrane SA** and **Pro-Prime® SA** (timber substrate | self-adhesive | Safe2Torch)
- ④  **Pro-Vapour Control/Carrier Membrane SA** adhered with **Pro-Prime® PVC** (PVC substrate)
- ④  **Pro-Vapour Control/Carrier Membrane SA** adhered with **Pro-Prime® Epoxy** (metal substrate)
- ⑤  **Proteus Pro-Cold®** base coat with embedded **Pro-Force 225** reinforcement
- ⑥  **Proteus Pro-Cold®** top coat
- ⑦  Metal Flashing and Sealant (by others)



Proteus Waterproofing Ltd.

21a Sirdar Road,
Brook Road Industrial Estate,
Rayleigh, Essex, SS6 7XF

Tel: +44 (0)1268 777871

W: www.proteuswaterproofing.co.uk

E: office@proteuswaterproofing.co.uk

All components are to be prepared
and installed in strict accordance with
Proteus Project Specification

Notes :

This drawing is solely intended to illustrate the correct application of Proteus Waterproofing Ltd's products and systems. All other elements bearing reference to structural and/or thermal design within the detail are shown indicatively and should not be used in whole or part for any aspect of project design without consulting the relevant authorities.

For refurbishment projects, all aspects of the existing roof are deemed to be fully compliant with BS 6229 (Code of practice for flat roofs with continuously supported coverings) or improved upon for instances where these standards are not met.

© This drawing is the copyright of Proteus Waterproofing Ltd.

Drawing No.:

SD_PC_Overlay_24

Roof Type:

BUR

Description:

Independant Upstand

Scale:

NTS

Drawn:

W.Harding











Date:

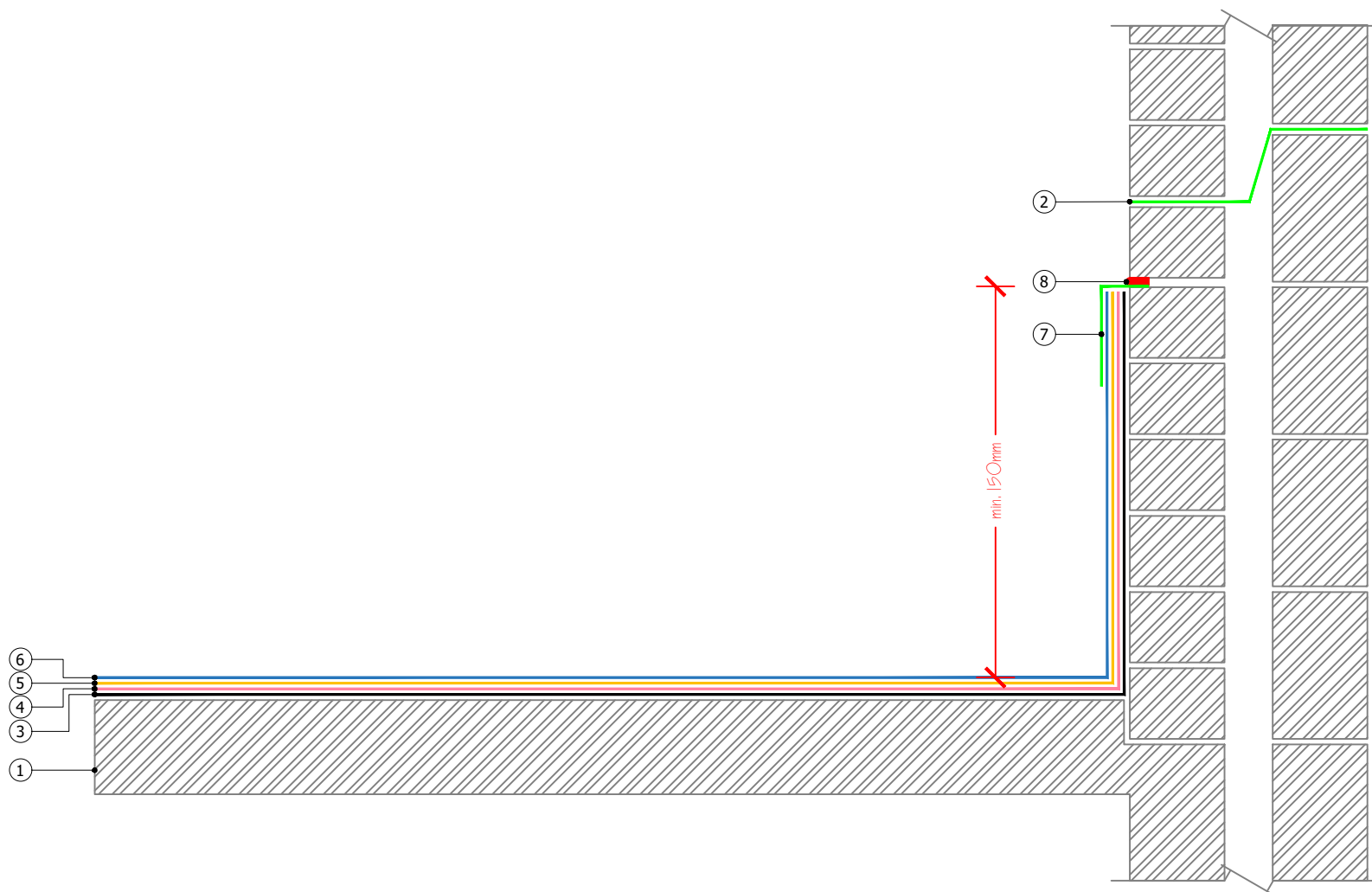
18/06/2025

Proteus Pro-Cold®



Proteus
WATERPROOFING

- ①  Substrate
- ②  Metal Flashing (by others)
- ③  Existing Waterproofing
- ④  **Pro-Vapour Control/Carrier Membrane SA** and **Pro-Prime® SA** (timber substrate | self-adhesive | Safe2Torch)
- ④  **Pro-Vapour Control/Carrier Membrane SA** adhered with **Pro-Prime® PVC** (PVC substrate)
- ④  **Pro-Vapour Control/Carrier Membrane SA** adhered with **Pro-Prime® Epoxy** (metal substrate)
- ⑤  **Proteus Pro-Cold®** base coat with embedded **Pro-Force 225** reinforcement
- ⑥  **Proteus Pro-Cold®** top coat
- ⑦  Metal Flashing (by others)
- ⑧  **Proteus Sealant**



Proteus Waterproofing Ltd.

21a Sirdar Road,
Brook Road Industrial Estate,
Rayleigh, Essex, SS6 7XF

Tel: +44 (0)1268 777871

W: www.proteuswaterproofing.co.uk

E: office@proteuswaterproofing.co.uk

All components are to be prepared
and installed in strict accordance with
Proteus Project Specification

Notes :

This drawing is solely intended to illustrate the correct application of Proteus Waterproofing Ltd's products and systems. All other elements bearing reference to structural and/or thermal design within the detail are shown indicatively and should not be used in whole or part for any aspect of project design without consulting the relevant authorities.

For refurbishment projects, all aspects of the existing roof are deemed to be fully compliant with BS 6229 (Code of practice for flat roofs with continuously supported coverings) or improved upon for instances where these standards are not met.

© This drawing is the copyright of Proteus Waterproofing Ltd.

Drawing No.:

SD_PC_Overlay_26

Roof Type:

BUR

Description:

Cavity Tray

Scale:

NTS

Drawn:

W.Harding









Date:

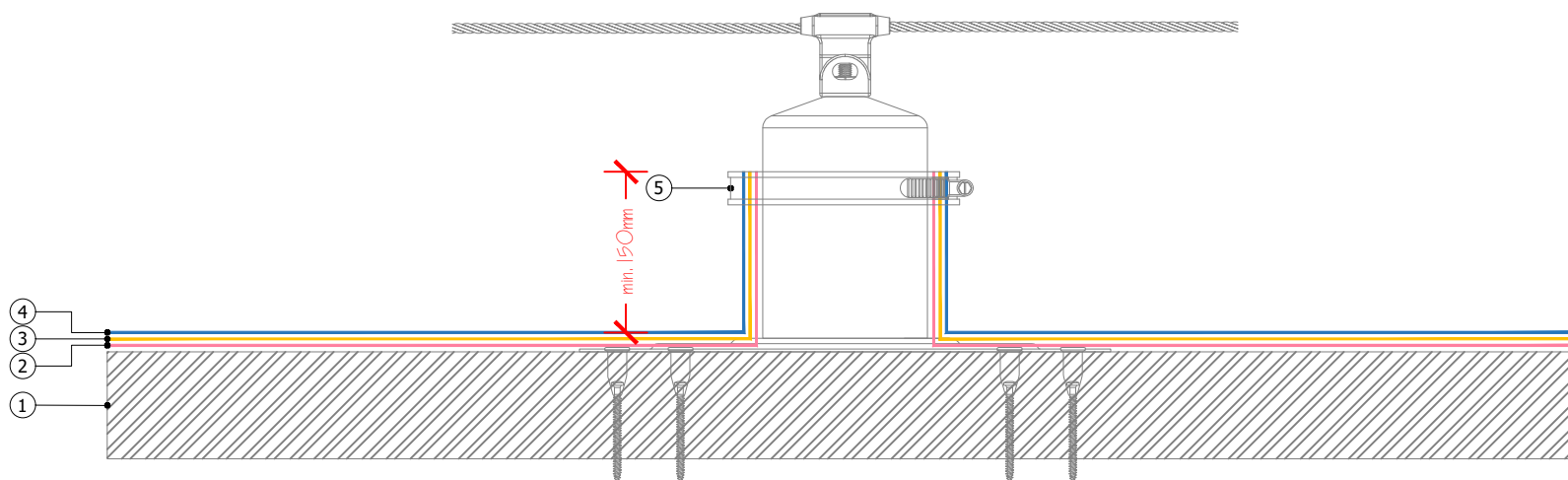
18/06/2025

Proteus Pro-Cold®



Proteus
WATERPROOFING

- ①  Substrate
- ②  Existing Waterproofing
- ③  **Pro-Vapour Control/Carrier Membrane SA and Pro-Prime® SA** (timber substrate | self-adhesive | Safe2Torch)
- ③  **Pro-Vapour Control/Carrier Membrane SA** adhered with **Pro-Prime® PVC** (PVC substrate)
- ③  **Pro-Vapour Control/Carrier Membrane SA** adhered with **Pro-Prime® Epoxy** (metal substrate)
- ④  **Proteus Pro-Cold®** base coat with embedded **Pro-Force 225** reinforcement
- ⑤  **Proteus Pro-Cold®** top coat
- ⑥  Jubilee Clip (by others)



Proteus Waterproofing Ltd.

21a Sirdar Road,
Brook Road Industrial Estate,
Rayleigh, Essex, SS6 7XF

Tel: +44 (0)1268 777871

W: www.proteuswaterproofing.co.uk

E: office@proteuswaterproofing.co.uk

All components are to be prepared
and installed in strict accordance with
Proteus Project Specification

Notes :

This drawing is solely intended to illustrate the correct application of Proteus Waterproofing Ltd's products and systems. All other elements bearing reference to structural and/or thermal design within the detail are shown indicatively and should not be used in whole or part for any aspect of project design without consulting the relevant authorities.

For refurbishment projects, all aspects of the existing roof are deemed to be fully compliant with BS 6229 (Code of practice for flat roofs with continuously supported coverings) or improved upon for instances where these standards are not met.

© This drawing is the copyright of Proteus Waterproofing Ltd.

Drawing No.:

SD_PC_Overlay_27

Roof Type:

BUR

Description:

Fall Arrest System

Scale:

NTS

Drawn:

W.Harding

Date:

18/06/2025

Proteus Pro-Cold®



Proteus
WATERPROOFING