









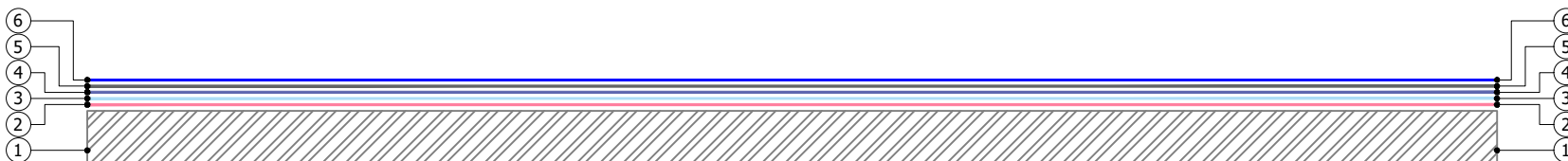


- ①  Substrate
- ②  **Pro-Vapour Control/Carrier Membrane SA and Pro-Prime® SA** (timber substrate | self-adhesive | Safe2Torch)
- ②  **Pro-Prime® BW** (concrete | asphalt | felt substrates)
- ③  **Pro-BW® Plus Resin** (base coat) with embedded **Pro-Force 450** (reinforcement)
- ③  **Pro-BW® LO Resin** (base coat | low odour) with embedded **Pro-Force 450** (reinforcement)
- ④  **Pro-BW® Plus Resin** (top coat)
- ④  **Pro-BW® LO Resin** (top coat | low odour)
- ⑤  **Pro-BW® Plus Resin with Pro-Aggregate EM** (optional)
- ⑤  **Pro-BW® LO Resin with Pro-Aggregate EM** (optional | low odour)
- ⑥  **Pro-BW® Sealer** (optional)



Proteus Waterproofing Ltd.

21a Sirdar Road,
Brook Road Industrial Estate,
Rayleigh, Essex, SS6 7XF

Tel: +44 (0)1268 777871

W: www.proteuswaterproofing.co.uk

E: office@proteuswaterproofing.co.uk

All components are to be prepared
and installed in strict accordance with
Proteus Project Specification

Notes :

This drawing is solely intended to illustrate the correct application of Proteus Waterproofing Ltd's products and systems. All other elements bearing reference to structural and/or thermal design within the detail are shown indicatively and should not be used in whole or part for any aspect of project design without consulting the relevant authorities.

For refurbishment projects, all aspects of the existing roof are deemed to be fully compliant with BS 6229 (Code of practice for flat roofs with continuously supported coverings) or improved upon for instances where these standards are not met.










© This drawing is the copyright of Proteus Waterproofing Ltd.

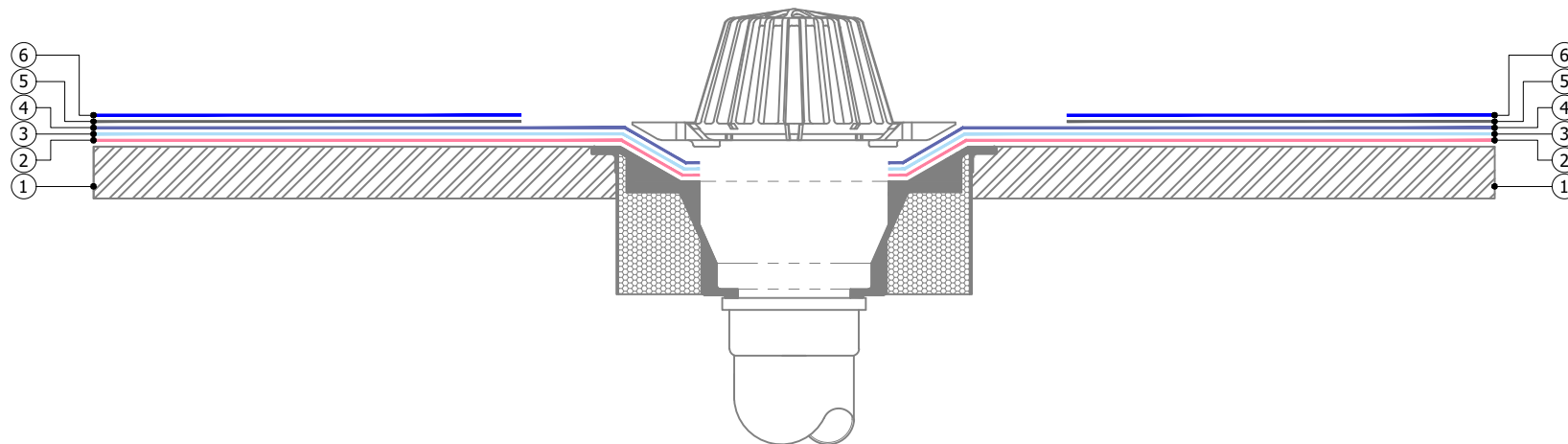
Drawing No.:		Roof Type:
SD_PBW_OVERLAY_01		Overlay
Description:		
Horizontal Surface		
Scale:	Drawn:	Date:
NTS	W.Harding	18/06/2025

Pro-BW®



Proteus
WATERPROOFING

- ①  Substrate
- ②  **Pro-Prime® BW** (concrete | asphalt | felt substrates)
- ③  **Pro-BW® Plus Resin** (base coat) with embedded **Pro-Force 450** (reinforcement)
- ③  **Pro-BW® LO Resin** (base coat | low odour) with embedded **Pro-Force 450** (reinforcement)
- ④  **Pro-BW® Plus Resin** (top coat)
- ④  **Pro-BW® LO Resin** (top coat | low odour)
- ⑤  **Pro-BW® Plus Resin with Pro-Aggregate EM** (optional)
- ⑤  **Pro-BW® LO Resin with Pro-Aggregate EM** (optional | low odour)
- ⑥  **Pro-BW® Sealer** (optional)



Proteus Waterproofing Ltd.

21a Sirdar Road,
Brook Road Industrial Estate,
Rayleigh, Essex, SS6 7XF

Tel: +44 (0)1268 777871

W: www.proteuswaterproofing.co.uk

E: office@proteuswaterproofing.co.uk

All components are to be prepared
and installed in strict accordance with
Proteus Project Specification

Notes :

This drawing is solely intended to illustrate the correct application of Proteus Waterproofing Ltd's products and systems. All other elements bearing reference to structural and/or thermal design within the detail are shown indicatively and should not be used in whole or part for any aspect of project design without consulting the relevant authorities.

For refurbishment projects, all aspects of the existing roof are deemed to be fully compliant with BS 6229 (Code of practice for flat roofs with continuously supported coverings) or improved upon for instances where these standards are not met.













© This drawing is the copyright of Proteus Waterproofing Ltd.

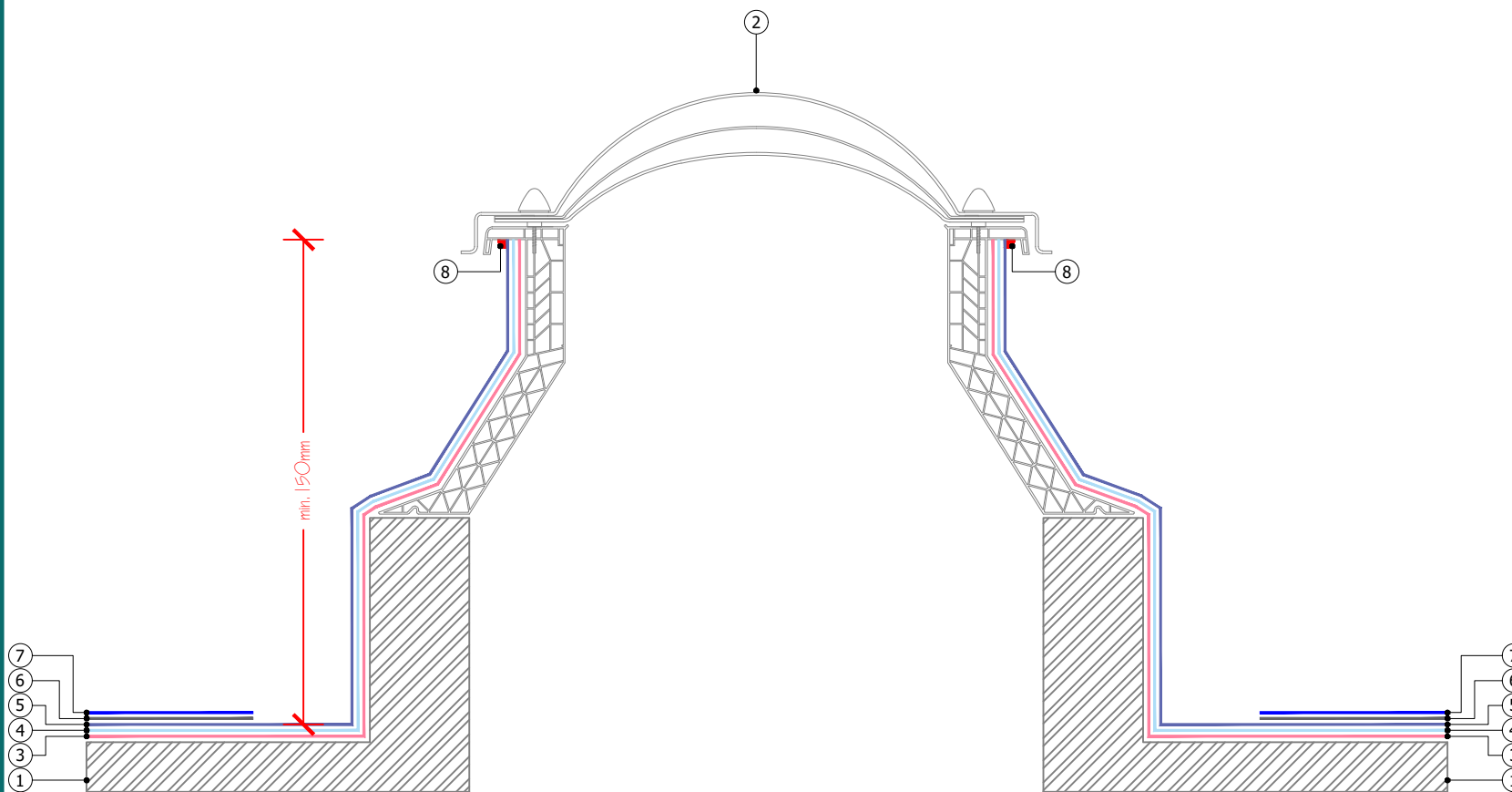
Drawing No.:		Roof Type:
SD_PBW_OVERLAY_02		Overlay
Description:		
Vertical Rainwater Outlet		
Scale:	Drawn:	Date:
NTS	W.Harding	18/06/2025

Pro-BW®



Proteus
WATERPROOFING

- ①  Substrate
- ②  Rooflight / Roof Access Hatch (by others)
- ③  **Pro-Vapour Control/Carrier Membrane SA and Pro-Prime® SA** (timber substrate | self-adhesive | Safe2Torch)
- ③  **Pro-Prime® BW** (concrete | asphalt | felt substrates)
- ④  **Pro-BW® Plus Resin** (base coat) with embedded **Pro-Force 450** (reinforcement)
- ④  **Pro-BW® LO Resin** (base coat | low odour) with embedded **Pro-Force 450** (reinforcement)
- ⑤  **Pro-BW® Plus Resin** (top coat)
- ⑤  **Pro-BW® LO Resin** (top coat | low odour)
- ⑥  **Pro-BW® Plus Resin with Pro-Aggregate EM** (optional)
- ⑥  **Pro-BW® LO Resin with Pro-Aggregate EM** (optional | low odour)
- ⑦  **Pro-BW® Sealer** (optional)
- ⑧  **Proteus Sealant**



Proteus Waterproofing Ltd.

21a Sirdar Road,
Brook Road Industrial Estate,
Rayleigh, Essex, SS6 7XF

Tel: +44 (0)1268 777871

W: www.proteuswaterproofing.co.uk

E: office@proteuswaterproofing.co.uk

**All components are to be prepared
and installed in strict accordance with
Proteus Project Specification**

Notes :

This drawing is solely intended to illustrate the correct application of Proteus Waterproofing Ltd's products and systems. All other elements bearing reference to structural and/or thermal design within the detail are shown indicatively and should not be used in whole or part for any aspect of project design without consulting the relevant authorities.

For refurbishment projects, all aspects of the existing roof are deemed to be fully compliant with BS 6229 (Code of practice for flat roofs with continuously supported coverings) or improved upon for instances where these standards are not met.

© This drawing is the copyright of Proteus Waterproofing Ltd.

Drawing No.:

SD_PBW_OVERLAY_03

Roof Type:

Overlay

Description:

Rooflight / Access Hatch

Scale:

NTS

Drawn:

W.Harding












Date:

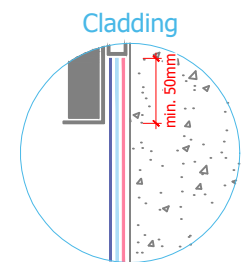
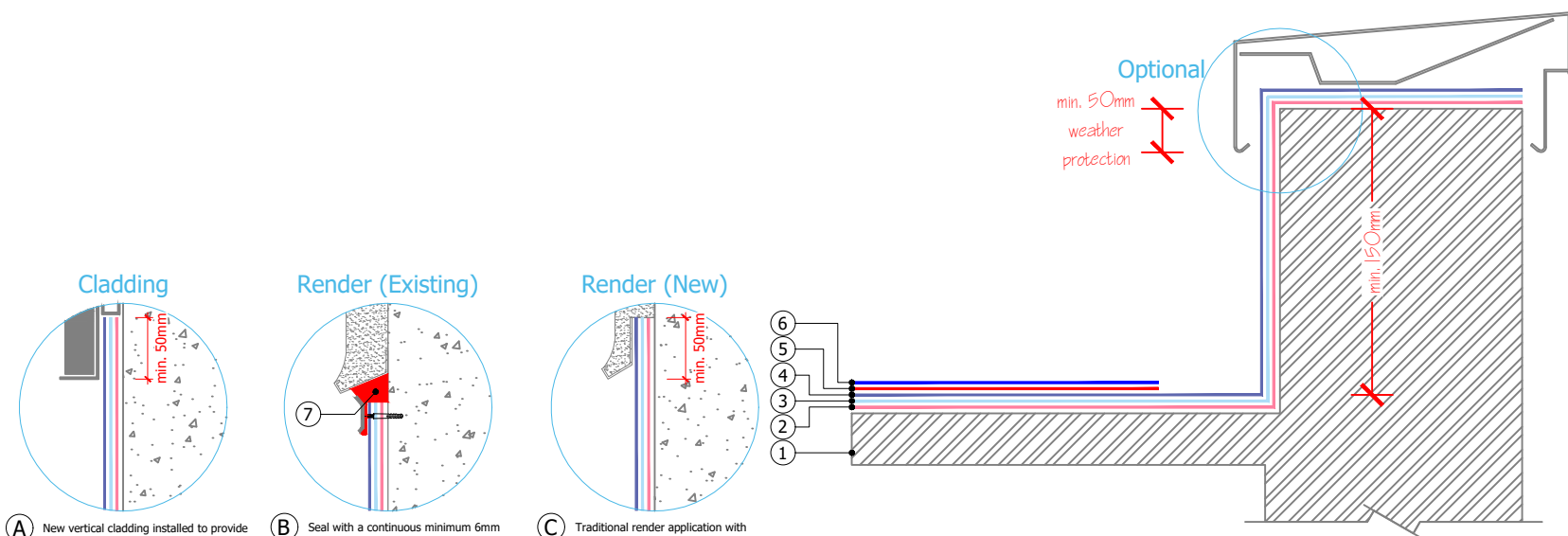
18/06/2025

Pro-BW®

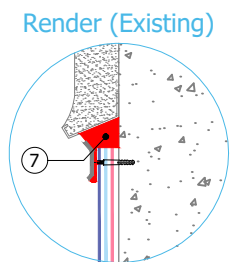


Proteus
WATERPROOFING

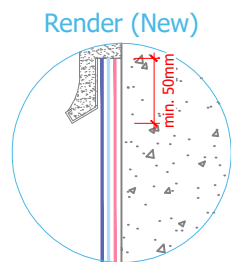
- ①  Substrate
- ②  **Pro-Vapour Control/Carrier Membrane SA** and **Pro-Prime® SA** (timber substrate | self-adhesive | Safe2Torch)
- ③  **Pro-Prime® BW** (concrete | asphalt | felt substrates)
- ③  **Pro-BW® Plus Resin** (base coat) with embedded **Pro-Force 450** (reinforcement)
- ③  **Pro-BW® LO Resin** (base coat | low odour) with embedded **Pro-Force 450** (reinforcement)
- ④  **Pro-BW® Plus Resin** (top coat)
- ④  **Pro-BW® LO Resin** (top coat | low odour)
- ⑤  **Pro-BW® Plus Resin with Pro-Aggregate EM** (optional)
- ⑤  **Pro-BW® LO Resin with Pro-Aggregate EM** (optional | low odour)
- ⑥  **Pro-BW® Sealer** (optional)
- ⑦  **Proteus Sealant**



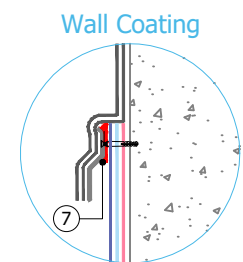
A New vertical cladding installed to provide minimum 50mm weathering lap



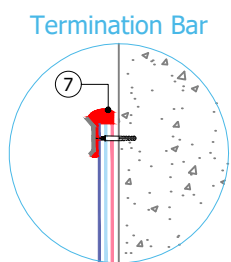
B Seal with a continuous minimum 6mm bead of **Proteus Sealant** following through cure of the System



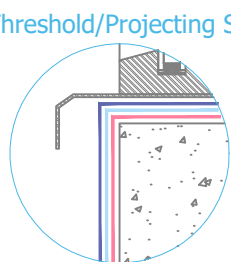
C Traditional render application with mechanically fixed bell cast/stop bead installed to overlap Waterproofing membrane by minimum 50mm



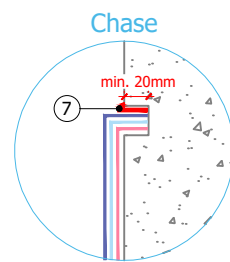
D Mechanically fixed **Proteus Counter Flashing** used as the lower termination position of the specified wall coating



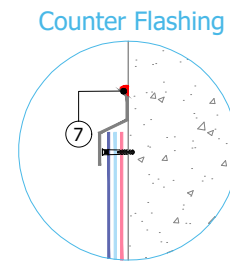
E Waterproofing System terminated with a mechanically fixed **Proteus Termination Bar**, sealed and bedded with **Proteus Sealant**



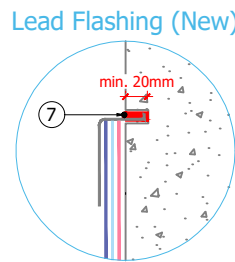
F Waterproofing System terminated tightly at the junction with the projecting sill and sealed with **Proteus Sealant**



G Waterproofing System terminated in a 25mm x 10mm cleaned and primed pre-cut chase sealed with **Proteus Sealant**



H Waterproofing System terminated with a mechanically fixed **Proteus Counter Flashing**, sealed and bedded with **Proteus Sealant**



I New Lead Flashings installed in strict accordance with BS 6915 and LSA guidelines

Proteus Waterproofing Ltd.

21a Sirdar Road,
Brook Road Industrial Estate,
Rayleigh, Essex, SS6 7XF

Tel: +44 (0)1268 777871

W: www.proteuswaterproofing.co.uk

E: office@proteuswaterproofing.co.uk

All components are to be prepared and installed in strict accordance with **Proteus Project Specification**

Notes :

This drawing is solely intended to illustrate the correct application of Proteus Waterproofing Ltd's products and systems. All other elements bearing reference to structural and/or thermal design within the detail are shown indicatively and should not be used in whole or part for any aspect of project design without consulting the relevant authorities.

For refurbishment projects, all aspects of the existing roof are deemed to be fully compliant with BS 6229 (Code of practice for flat roofs with continuously supported coverings) or improved upon for instances where these standards are not met.

© This drawing is the copyright of Proteus Waterproofing Ltd.

Drawing No.:

SD_PBW_OVERLAY_04

Roof Type:

Overlay

Description:

Upstand Terminations

Scale:
NTS











Drawn:
W.Harding

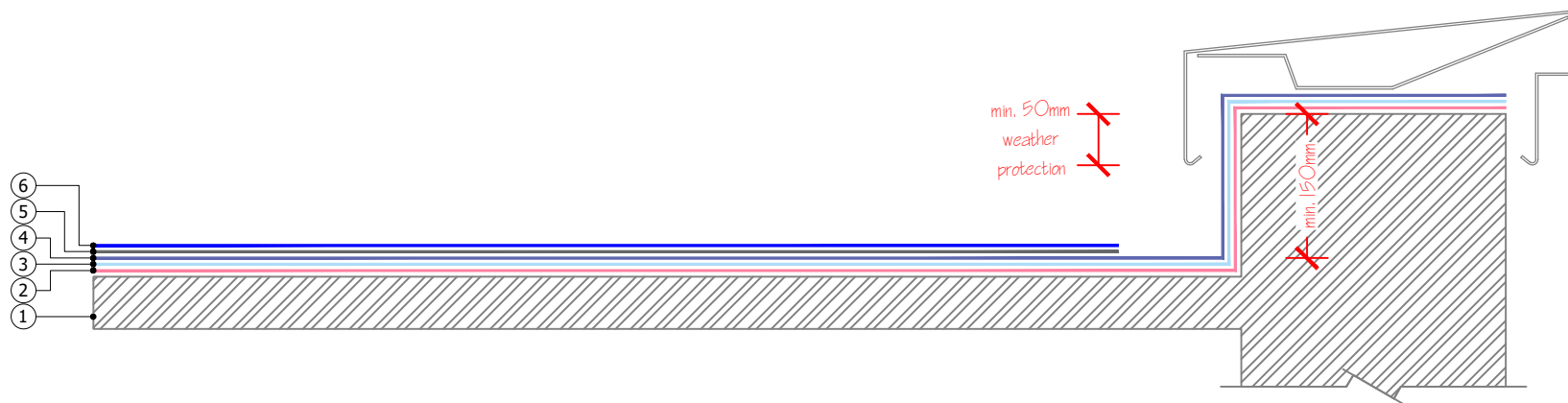
Date:
18/06/2025

Pro-BW®



Proteus
WATERPROOFING

- ①  Substrate
- ②  **Pro-Vapour Control/Carrier Membrane SA and Pro-Prime® SA** (timber substrate | self-adhesive | Safe2Torch)
- ②  **Pro-Prime® BW** (concrete | asphalt | felt substrates)
- ③  **Pro-BW® Plus Resin** (base coat) with embedded **Pro-Force 450** (reinforcement)
- ③  **Pro-BW® LO Resin** (base coat | low odour) with embedded **Pro-Force 450** (reinforcement)
- ④  **Pro-BW® Plus Resin** (top coat)
- ④  **Pro-BW® LO Resin** (top coat | low odour)
- ⑤  **Pro-BW® Plus Resin with Pro-Aggregate EM** (optional)
- ⑤  **Pro-BW® LO Resin with Pro-Aggregate EM** (optional | low odour)
- ⑥  **Pro-BW® Sealer** (optional)



Proteus Waterproofing Ltd.

21a Sirdar Road,
Brook Road Industrial Estate,
Rayleigh, Essex, SS6 7XF

Tel: +44 (0)1268 777871

W: www.proteuswaterproofing.co.uk

E: office@proteuswaterproofing.co.uk

All components are to be prepared
and installed in strict accordance with
Proteus Project Specification

Notes :

This drawing is solely intended to illustrate the correct application of Proteus Waterproofing Ltd's products and systems. All other elements bearing reference to structural and/or thermal design within the detail are shown indicatively and should not be used in whole or part for any aspect of project design without consulting the relevant authorities.

For refurbishment projects, all aspects of the existing roof are deemed to be fully compliant with BS 6229 (Code of practice for flat roofs with continuously supported coverings) or improved upon for instances where these standards are not met.

© This drawing is the copyright of Proteus Waterproofing Ltd.

Drawing No.:

SD_PBW_OVERLAY_06

Roof Type:

Overlay

Description:

Parapet - Capping

Scale:

NTS

Drawn:

W.Harding












Date:

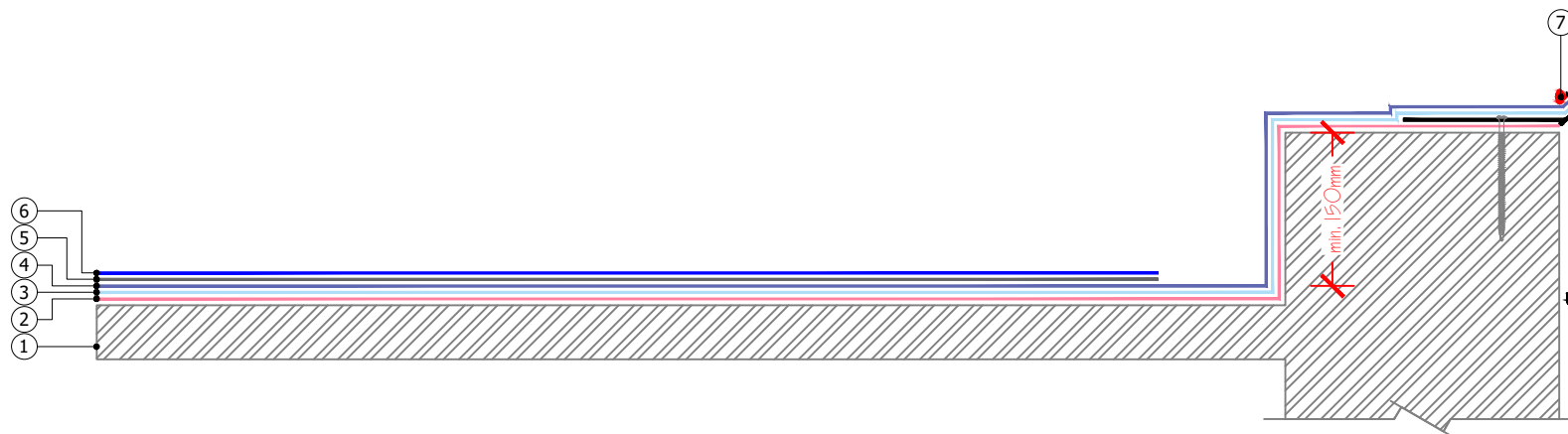
18/06/2025

Pro-BW®



Proteus
WATERPROOFING

- ①  Substrate
- ②  **Pro-Vapour Control/Carrier Membrane SA and Pro-Prime® SA** (timber substrate | self-adhesive | Safe2Torch)
- ②  **Pro-Prime® BW** (concrete | asphalt | felt substrates)
- ③  **Pro-BW® Plus Resin** (base coat) with embedded **Pro-Force 450** (reinforcement)
- ③  **Pro-BW® LO Resin** (base coat | low odour) with embedded **Pro-Force 450** (reinforcement)
- ④  **Pro-BW® Plus Resin** (top coat)
- ④  **Pro-BW® LO Resin** (top coat | low odour)
- ⑤  **Pro-BW® Plus Resin with Pro-Aggregate EM** (optional)
- ⑤  **Pro-BW® LO Resin with Pro-Aggregate EM** (optional | low odour)
- ⑥  **Pro-BW® Sealer** (optional)
- ⑦  **GRP Trim** (mechanically fixed) and **Proteus Sealant**



Proteus Waterproofing Ltd.

21a Sirdar Road,
Brook Road Industrial Estate,
Rayleigh, Essex, SS6 7XF

Tel: +44 (0)1268 777871

W: www.proteuswaterproofing.co.uk

E: office@proteuswaterproofing.co.uk

All components are to be prepared
and installed in strict accordance with
Proteus Project Specification

Notes :











This drawing is solely intended to illustrate the correct application of Proteus Waterproofing Ltd's products and systems. All other elements bearing reference to structural and/or thermal design within the detail are shown indicatively and should not be used in whole or part for any aspect of project design without consulting the relevant authorities.

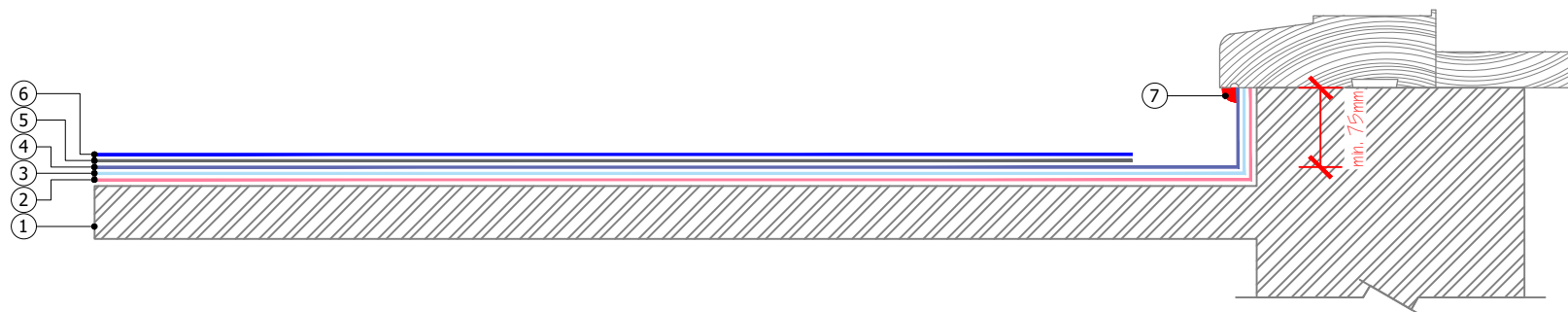
For refurbishment projects, all aspects of the existing roof are deemed to be fully compliant with BS 6229 (Code of practice for flat roofs with continuously supported coverings) or improved upon for instances where these standards are not met.

© This drawing is the copyright of Proteus Waterproofing Ltd.

Drawing No.:		Roof Type:
SD_PBW_OVERLAY_07		Overlay
Description:		
Parapet - GRP Trim		
Scale:	Drawn:	Date:
NTS	W.Harding	18/06/2025



- ①  Substrate
- ②  **Pro-Prime® BW** (concrete | asphalt | felt substrates)
- ③  **Pro-BW® Plus Resin** (base coat) with embedded **Pro-Force 450** (reinforcement)
- ③  **Pro-BW® LO Resin** (base coat | low odour) with embedded **Pro-Force 450** (reinforcement)
- ④  **Pro-BW® Plus Resin** (top coat)
- ④  **Pro-BW® LO Resin** (top coat | low odour)
- ⑤  **Pro-BW® Plus Resin with Pro-Aggregate EM** (optional)
- ⑤  **Pro-BW® LO Resin with Pro-Aggregate EM** (optional | low odour)
- ⑥  **Pro-BW® Sealer** (optional)
- ⑦  **Proteus Sealant**



Proteus Waterproofing Ltd.

21a Sirdar Road,
Brook Road Industrial Estate,
Rayleigh, Essex, SS6 7XF

Tel: +44 (0)1268 777871

W: www.proteuswaterproofing.co.uk

E: office@proteuswaterproofing.co.uk

All components are to be prepared
and installed in strict accordance with
Proteus Project Specification

Notes :

This drawing is solely intended to illustrate the correct application of Proteus Waterproofing Ltd's products and systems. All other elements bearing reference to structural and/or thermal design within the detail are shown indicatively and should not be used in whole or part for any aspect of project design without consulting the relevant authorities.

For refurbishment projects, all aspects of the existing roof are deemed to be fully compliant with BS 6229 (Code of practice for flat roofs with continuously supported coverings) or improved upon for instances where these standards are not met.

© This drawing is the copyright of Proteus Waterproofing Ltd.

Drawing No.:

SD_PBW_OVERLAY_08

Roof Type:

Overlay

Description:

Threshold (Existing) - Sealant

Scale:

NTS

Drawn:

W.Harding












Date:

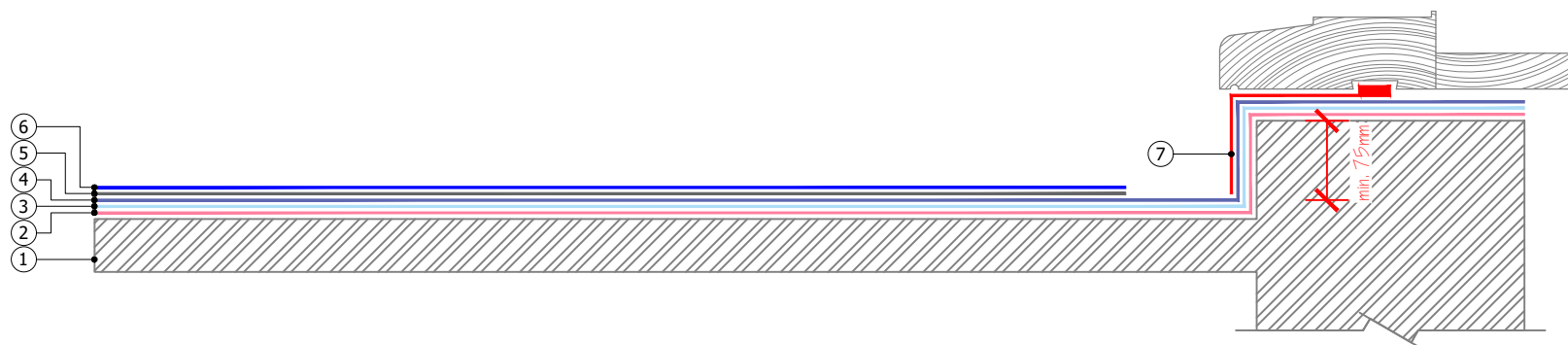
18/06/2025

Pro-BW®



Proteus
WATERPROOFING

- ①  Substrate
- ②  **Pro-Vapour Control/Carrier Membrane SA and Pro-Prime® SA** (timber substrate | self-adhesive | Safe2Torch)
- ②  **Pro-Prime® BW** (concrete | asphalt | felt substrates)
- ③  **Pro-BW® Plus Resin** (base coat) with embedded **Pro-Force 450** (reinforcement)
- ③  **Pro-BW® LO Resin** (base coat | low odour) with embedded **Pro-Force 450** (reinforcement)
- ④  **Pro-BW® Plus Resin** (top coat)
- ④  **Pro-BW® LO Resin** (top coat | low odour)
- ⑤  **Pro-BW® Plus Resin with Pro-Aggregate EM** (optional)
- ⑤  **Pro-BW® LO Resin with Pro-Aggregate EM** (optional | low odour)
- ⑥  **Pro-BW® Sealer** (optional)
- ⑦  EPDM membrane (min. 100mm lap onto waterproofing)



Proteus Waterproofing Ltd.

21a Sirdar Road,
Brook Road Industrial Estate,
Rayleigh, Essex, SS6 7XF

Tel: +44 (0)1268 777871

W: www.proteuswaterproofing.co.uk

E: office@proteuswaterproofing.co.uk

All components are to be prepared
and installed in strict accordance with
Proteus Project Specification

Notes :












This drawing is solely intended to illustrate the correct application of Proteus Waterproofing Ltd's products and systems. All other elements bearing reference to structural and/or thermal design within the detail are shown indicatively and should not be used in whole or part for any aspect of project design without consulting the relevant authorities.

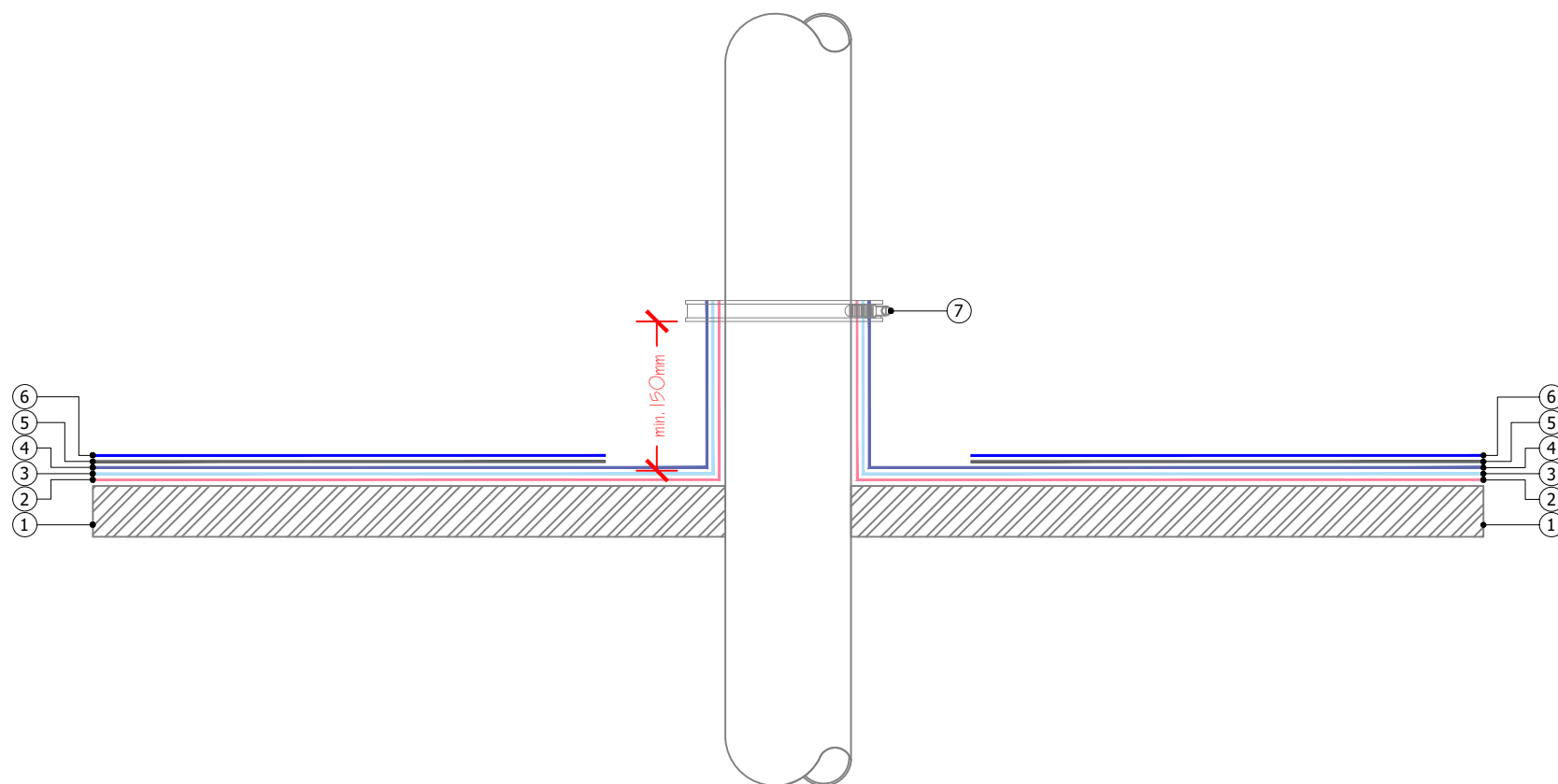
For refurbishment projects, all aspects of the existing roof are deemed to be fully compliant with BS 6229 (Code of practice for flat roofs with continuously supported coverings) or improved upon for instances where these standards are not met.

© This drawing is the copyright of Proteus Waterproofing Ltd.

Drawing No.:		Roof Type:
SD_PBW_OVERLAY_09		Overlay
Description:		
Threshold (New) - EPDM		
Scale:	Drawn:	Date:
NTS	W.Harding	18/06/2025



- ①  Substrate
- ②  **Pro-Vapour Control/Carrier Membrane SA** and **Pro-Prime® SA** (timber substrate | self-adhesive | Safe2Torch)
- ②  **Pro-Prime® BW** (concrete | asphalt | felt substrates)
- ③  **Pro-BW® Plus Resin** (base coat) with embedded **Pro-Force 450** (reinforcement)
- ③  **Pro-BW® LO Resin** (base coat | low odour) with embedded **Pro-Force 450** (reinforcement)
- ④  **Pro-BW® Plus Resin** (top coat)
- ④  **Pro-BW® LO Resin** (top coat | low odour)
- ⑤  **Pro-BW® Plus Resin with Pro-Aggregate EM** (optional)
- ⑤  **Pro-BW® LO Resin with Pro-Aggregate EM** (optional | low odour)
- ⑥  **Pro-BW® Sealer** (optional)
- ⑦  Jubilee Clip (by others)



Proteus Waterproofing Ltd.

21a Sirdar Road,
Brook Road Industrial Estate,
Rayleigh, Essex, SS6 7XF

Tel: +44 (0)1268 777871

W: www.proteuswaterproofing.co.uk

E: office@proteuswaterproofing.co.uk

All components are to be prepared
and installed in strict accordance with
Proteus Project Specification

Notes :

This drawing is solely intended to illustrate the correct application of Proteus Waterproofing Ltd's products and systems. All other elements bearing reference to structural and/or thermal design within the detail are shown indicatively and should not be used in whole or part for any aspect of project design without consulting the relevant authorities.

For refurbishment projects, all aspects of the existing roof are deemed to be fully compliant with BS 6229 (Code of practice for flat roofs with continuously supported coverings) or improved upon for instances where these standards are not met.











© This drawing is the copyright of Proteus Waterproofing Ltd.

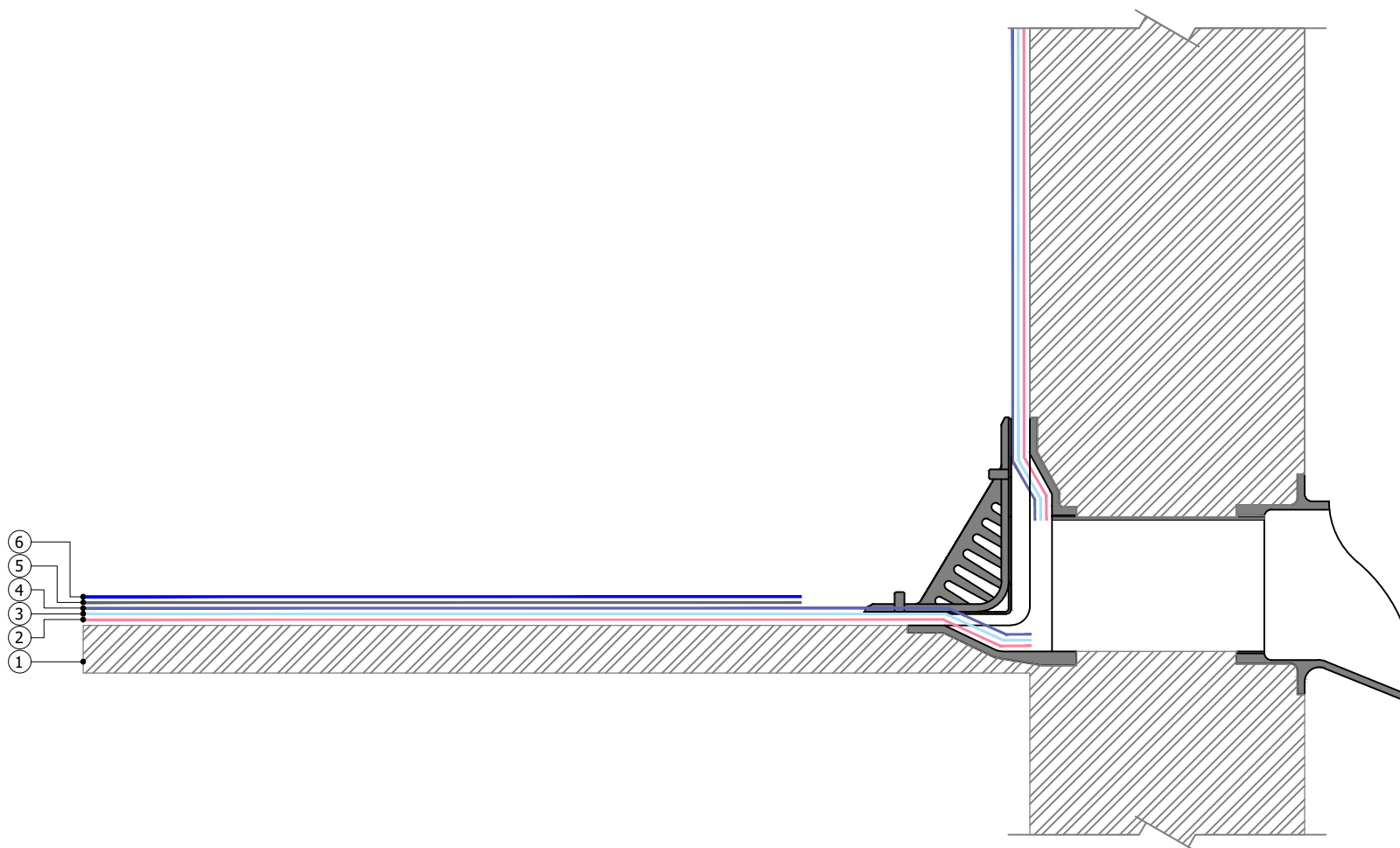
Drawing No.: SD-PBW_OVERLAY_10		Roof Type: Overlay
Description: Cold Pipe Penetration		
Scale: NTS	Drawn: W.Harding	Date: 18/06/2025

Pro-BW®



Proteus
WATERPROOFING

- ①  Substrate
- ②  **Pro-Vapour Control/Carrier Membrane SA and Pro-Prime® SA** (timber substrate | self-adhesive | Safe2Torch)
- ②  **Pro-Prime® BW** (concrete | asphalt | felt substrates)
- ③  **Pro-BW® Plus Resin** (base coat) with embedded **Pro-Force 450** (reinforcement)
- ③  **Pro-BW® LO Resin** (base coat | low odour) with embedded **Pro-Force 450** (reinforcement)
- ④  **Pro-BW® Plus Resin** (top coat)
- ④  **Pro-BW® LO Resin** (top coat | low odour)
- ⑤  **Pro-BW® Plus Resin with Pro-Aggregate EM** (optional)
- ⑤  **Pro-BW® LO Resin with Pro-Aggregate EM** (optional | low odour)
- ⑥  **Pro-BW® Sealer** (optional)



Proteus Waterproofing Ltd.

21a Sirdar Road,
Brook Road Industrial Estate,
Rayleigh, Essex, SS6 7XF

Tel: +44 (0)1268 777871

W: www.proteuswaterproofing.co.uk

E: office@proteuswaterproofing.co.uk

All components are to be prepared
and installed in strict accordance with
Proteus Project Specification

Notes :

This drawing is solely intended to illustrate the correct application of Proteus Waterproofing Ltd's products and systems. All other elements bearing reference to structural and/or thermal design within the detail are shown indicatively and should not be used in whole or part for any aspect of project design without consulting the relevant authorities.

For refurbishment projects, all aspects of the existing roof are deemed to be fully compliant with BS 6229 (Code of practice for flat roofs with continuously supported coverings) or improved upon for instances where these standards are not met.











© This drawing is the copyright of Proteus Waterproofing Ltd.

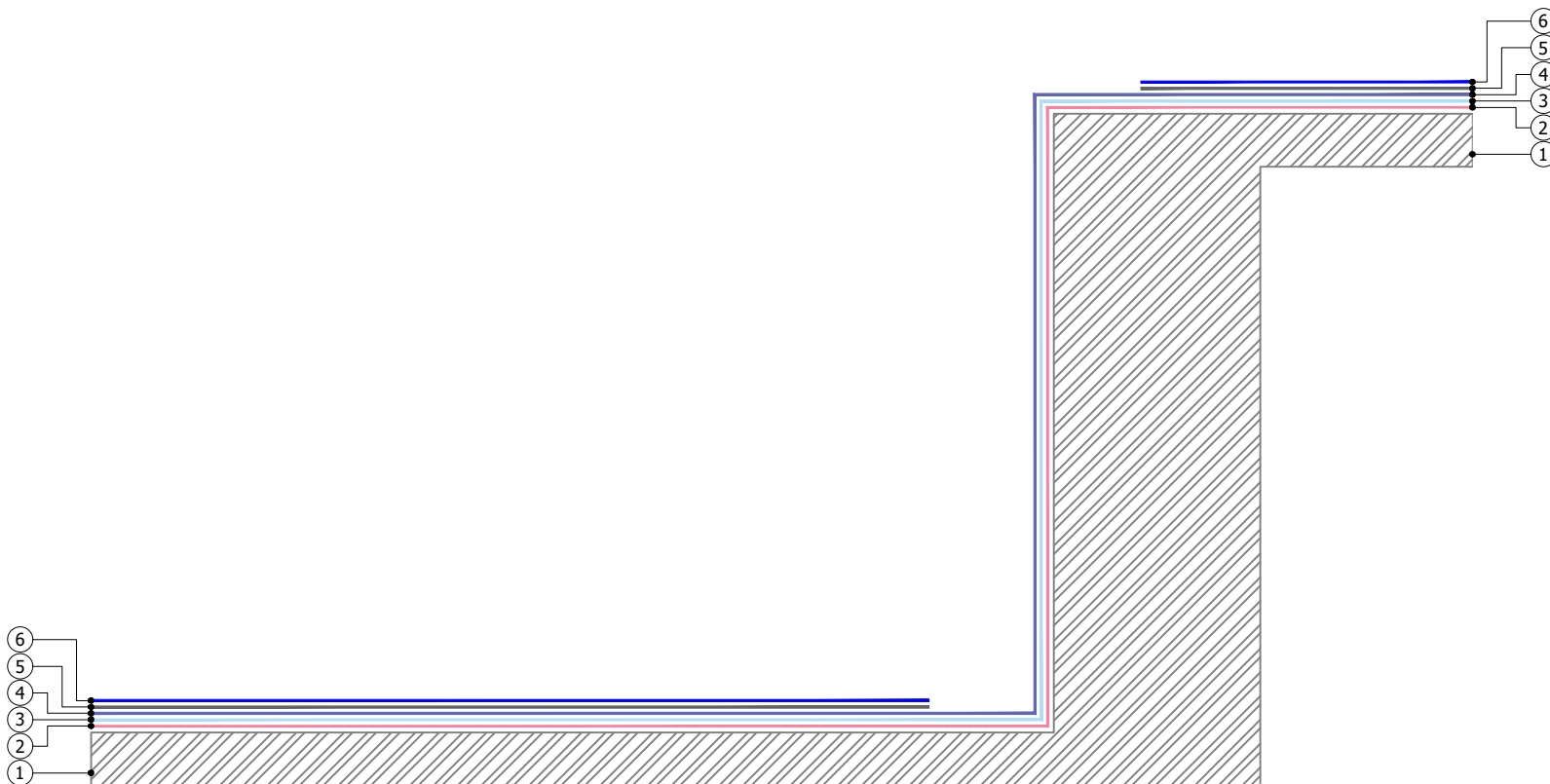
Drawing No.:		Roof Type:
SD_PBW_OVERLAY_12		Overlay
Description:		
Parapet Outlet		
Scale:	Drawn:	Date:
NTS	W.Harding	18/06/2025

Pro-BW®



Proteus
WATERPROOFING

- ①  Substrate
- ②  **Pro-Vapour Control/Carrier Membrane SA and Pro-Prime® SA** (timber substrate | self-adhesive | Safe2Torch)
- ②  **Pro-Prime® BW** (concrete | asphalt | felt substrates)
- ③  **Pro-BW® Plus Resin** (base coat) with embedded **Pro-Force 450** (reinforcement)
- ③  **Pro-BW® LO Resin** (base coat | low odour) with embedded **Pro-Force 450** (reinforcement)
- ④  **Pro-BW® Plus Resin** (top coat)
- ④  **Pro-BW® LO Resin** (top coat | low odour)
- ⑤  **Pro-BW® Plus Resin with Pro-Aggregate EM** (optional)
- ⑤  **Pro-BW® LO Resin with Pro-Aggregate EM** (optional | low odour)
- ⑥  **Pro-BW® Sealer** (optional)



Proteus Waterproofing Ltd.

21a Sirdar Road,
Brook Road Industrial Estate,
Rayleigh, Essex, SS6 7XF

Tel: +44 (0)1268 777871

W: www.proteuswaterproofing.co.uk

E: office@proteuswaterproofing.co.uk

All components are to be prepared
and installed in strict accordance with
Proteus Project Specification

Notes :

This drawing is solely intended to illustrate the correct application of Proteus Waterproofing Ltd's products and systems. All other elements bearing reference to structural and/or thermal design within the detail are shown indicatively and should not be used in whole or part for any aspect of project design without consulting the relevant authorities.

For refurbishment projects, all aspects of the existing roof are deemed to be fully compliant with BS 6229 (Code of practice for flat roofs with continuously supported coverings) or improved upon for instances where these standards are not met.













© This drawing is the copyright of Proteus Waterproofing Ltd.

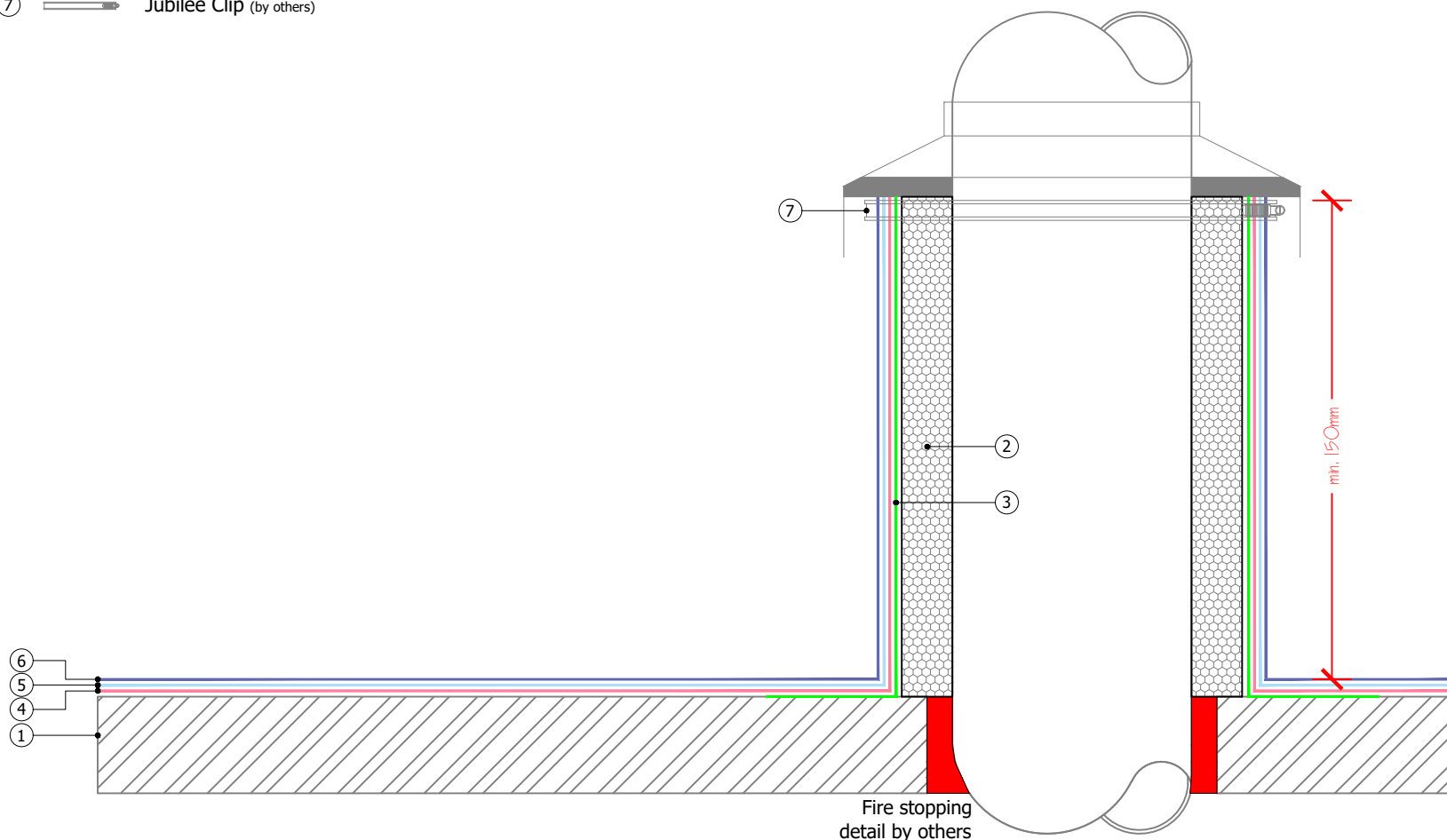
Drawing No.:		Roof Type:
SD_PBW_OVERLAY_13		Overlay
Description:		
Roof Transition		
Scale:	Drawn:	Date:
NTS	W.Harding	18/06/2025

Pro-BW®



Proteus
WATERPROOFING

- ①  Substrate
- ②  Non-combustible Insulation (by others)
- ③  Metal Angle (by others)
- ④  **Pro-Prime® BW** (concrete | asphalt | felt substrates)
- ④  **Pro-Prime® SA** (timber substrate | self-adhesive | Safe2Torch)
- ④  **Pro-Prime® PVC** (PVC substrate)
- ④  **Pro-Prime® Epoxy** (metal substrate)
- ⑤  **Pro-BW® Plus Resin** (base coat) with embedded **Pro-Force 450** (reinforcement)
- ⑤  **Pro-BW® LO Resin** (base coat | low odour) with embedded **Pro-Force 450** (reinforcement)
- ⑥  **Pro-BW® Plus Resin** (top coat)
- ⑥  **Pro-BW® LO Resin** (top coat | low odour)
- ⑦  Jubilee Clip (by others)



Proteus Waterproofing Ltd.

21a Sirdar Road,
Brook Road Industrial Estate,
Rayleigh, Essex, SS6 7XF

Tel: +44 (0)1268 777871

W: www.proteuswaterproofing.co.uk

E: office@proteuswaterproofing.co.uk

All components are to be prepared and installed in strict accordance with **Proteus Project Specification**

Notes :

This drawing is solely intended to illustrate the correct application of Proteus Waterproofing Ltd's products and systems. All other elements bearing reference to structural and/or thermal design within the detail are shown indicatively and should not be used in whole or part for any aspect of project design without consulting the relevant authorities.

For refurbishment projects, all aspects of the existing roof are deemed to be fully compliant with BS 6229 (Code of practice for flat roofs with continuously supported coverings) or improved upon for instances where these standards are not met.

© This drawing is the copyright of Proteus Waterproofing Ltd.

Drawing No.:

SD_PBWP_OVERLAY_15

Roof Type:

Overlay

Description:

Hot pipe penetration

Scale:

NTS

Drawn:

W.Harding










Date:

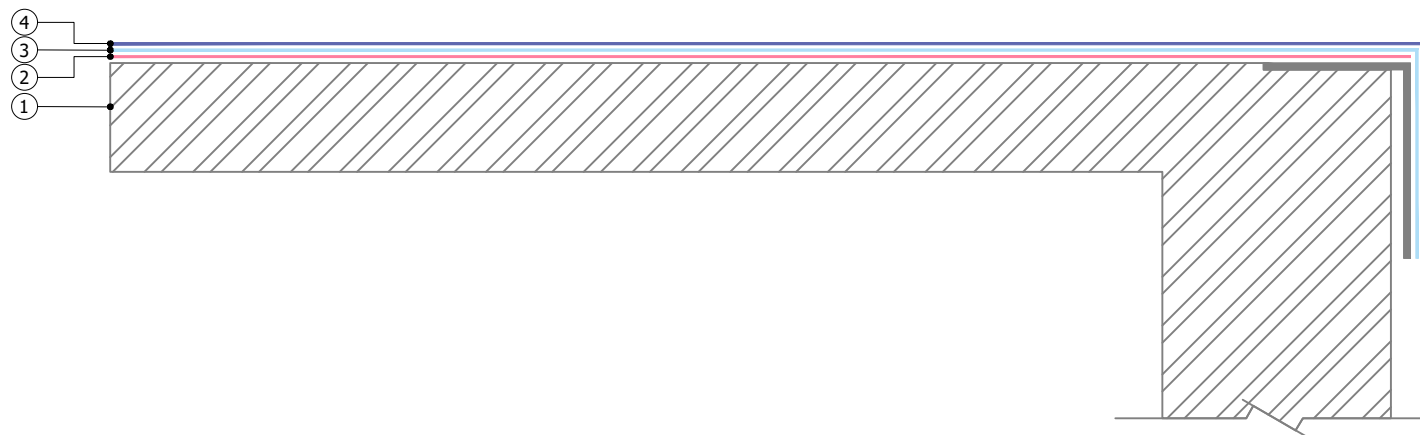
18/06/2025

Pro-BW® Plus



Proteus
WATERPROOFING

- ①  Substrate
- ②  **Pro-Prime® BW** (concrete | asphalt | felt substrates)
- ②  **Pro-Vapour Control/Carrier Membrane SA** and **Pro-Prime® SA** (timber substrate | self-adhesive | Safe2Torch)
- ②  **Pro-Vapour Control/Carrier Membrane SA** adhered with **Pro-Prime® PVC** (PVC substrate)
- ②  **Pro-Vapour Control/Carrier Membrane SA** adhered with **Pro-Prime® Epoxy** (metal substrate)
- ③  **Pro-BW® Plus Resin** (base coat) with embedded **Pro-Force 450** (reinforcement)
- ③  **Pro-BW® LO Resin** (base coat | low odour) with embedded **Pro-Force 450** (reinforcement)
- ④  **Pro-BW® Plus Resin** (top coat)
- ④  **Pro-BW® LO Resin** (top coat | low odour)



Proteus Waterproofing Ltd.

21a Sirdar Road,
Brook Road Industrial Estate,
Rayleigh, Essex, SS6 7XF

Tel: +44 (0)1268 777871

W: www.proteuswaterproofing.co.uk

E: office@proteuswaterproofing.co.uk

All components are to be prepared
and installed in strict accordance with
Proteus Project Specification

Notes :

This drawing is solely intended to
illustrate the correct application of
Proteus Waterproofing Ltd's products
and systems. All other elements bearing
reference to structural and/or thermal
design within the detail are shown
indicatively and should not be used in
whole or part for any aspect of project
design without consulting the relevant
authorities.

For refurbishment projects, all aspects of
the existing roof are deemed to be fully
compliant with BS 6229 (Code of practice
for flat roofs with continuously supported
coverings) or improved upon for
instances where these standards are not
met.

© This drawing is the copyright of
Proteus Waterproofing Ltd.

Drawing No.:

SD_PBWP_OVERLAY_16

Roof Type:

BUR

Description:

Drip Edge for Lift Overrun

Scale:

NTS

Drawn:

W.Harding










Date:

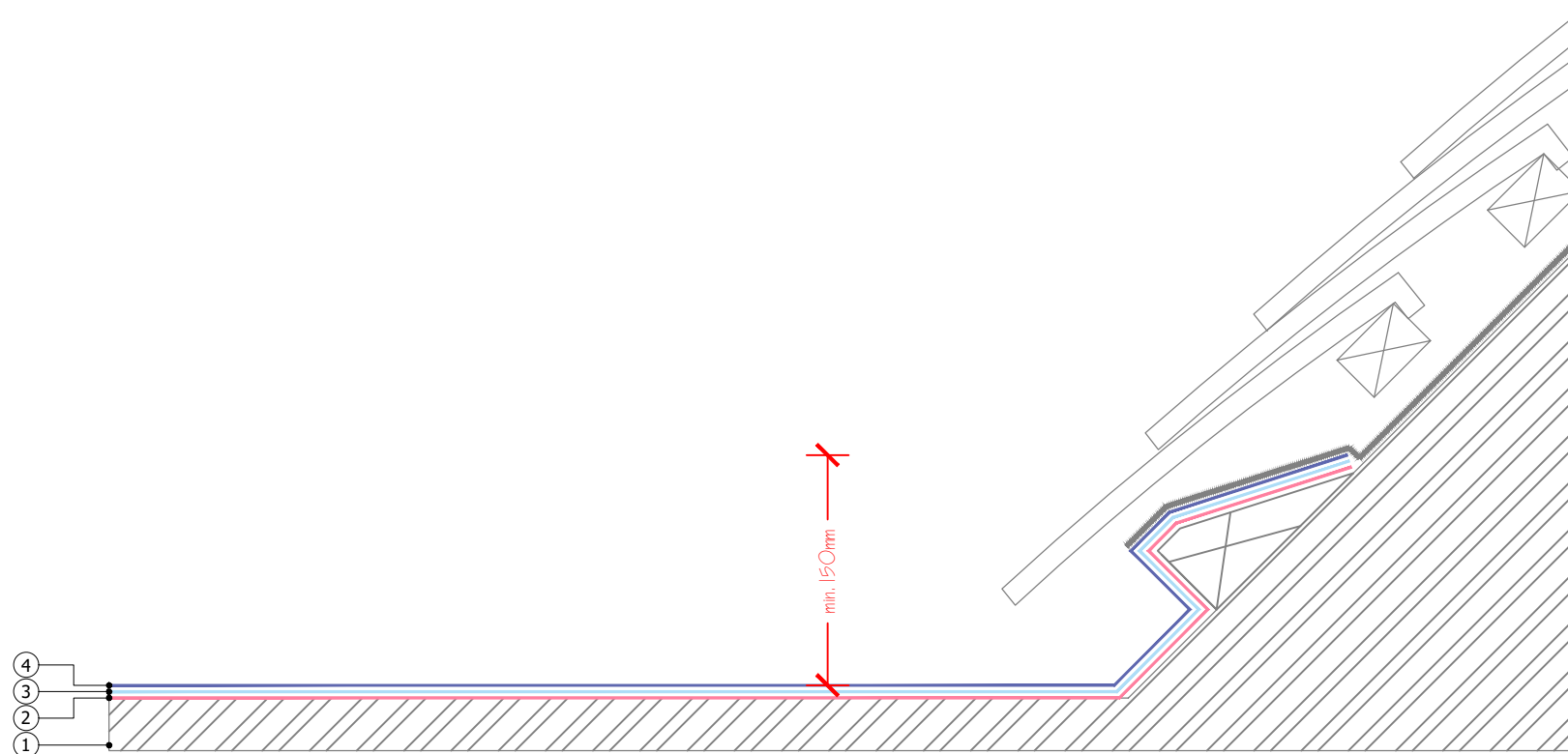
18/06/2025

Pro-BW® Plus



Proteus
WATERPROOFING

- ①  Substrate
- ②  **Pro-Prime® BW** (concrete | asphalt | felt substrates)
- ②  **Pro-Vapour Control/Carrier Membrane SA** and **Pro-Prime® SA** (timber substrate | self-adhesive | Safe2Torch)
- ②  **Pro-Vapour Control/Carrier Membrane SA** adhered with **Pro-Prime® PVC** (PVC substrate)
- ②  **Pro-Vapour Control/Carrier Membrane SA** adhered with **Pro-Prime® Epoxy** (metal substrate)
- ③  **Pro-BW® Plus Resin** (base coat) with embedded **Pro-Force 450** (reinforcement)
- ③  **Pro-BW® LO Resin** (base coat | low odour) with embedded **Pro-Force 450** (reinforcement)
- ④  **Pro-BW® Plus Resin** (top coat)
- ④  **Pro-BW® LO Resin** (top coat | low odour)



Proteus Waterproofing Ltd.

21a Sirdar Road,
Brook Road Industrial Estate,
Rayleigh, Essex, SS6 7XF

Tel: +44 (0)1268 777871

W: www.proteuswaterproofing.co.uk

E: office@proteuswaterproofing.co.uk

All components are to be prepared
and installed in strict accordance with
Proteus Project Specification

Notes :

This drawing is solely intended to illustrate the correct application of Proteus Waterproofing Ltd's products and systems. All other elements bearing reference to structural and/or thermal design within the detail are shown indicatively and should not be used in whole or part for any aspect of project design without consulting the relevant authorities.

For refurbishment projects, all aspects of the existing roof are deemed to be fully compliant with BS 6229 (Code of practice for flat roofs with continuously supported coverings) or improved upon for instances where these standards are not met.

© This drawing is the copyright of Proteus Waterproofing Ltd.

Drawing No.:

SD_PBWP_OVERLAY_17

Roof Type:

BUR

Description:

Upstand/Layboard to Pitched Roof

Scale:

NTS

Drawn:

W.Harding












Date:

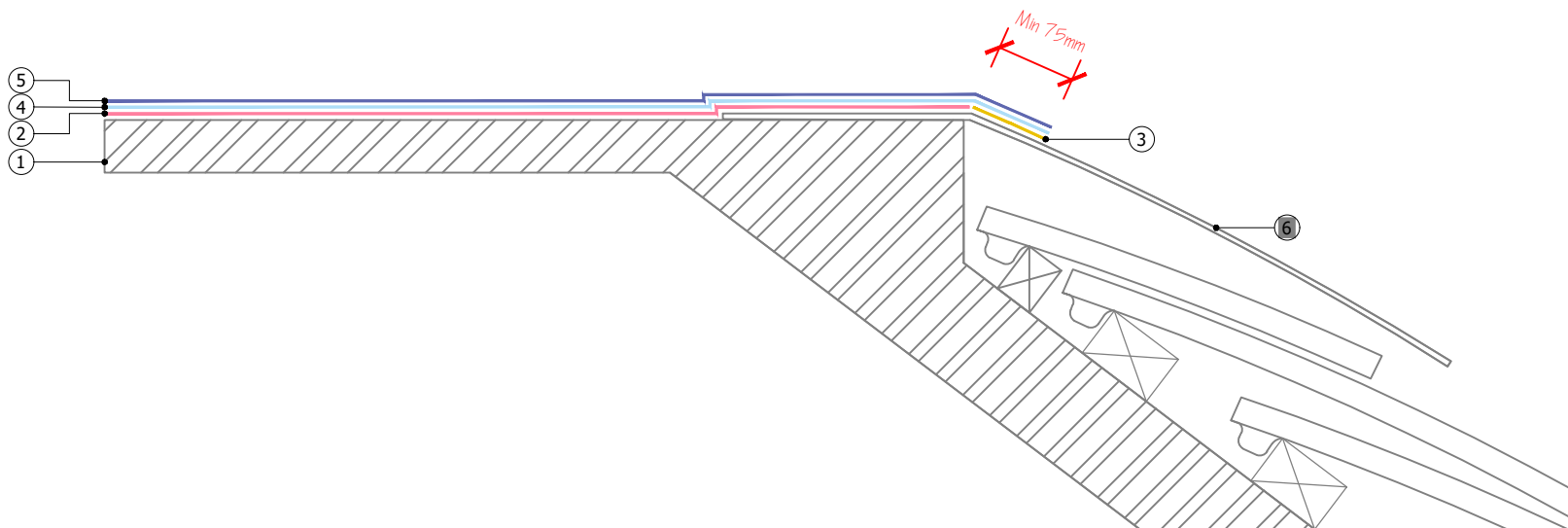
18/06/2025

Pro-BW® Plus



Proteus
WATERPROOFING

- ①  Substrate
- ②  **Pro-Prime® BW** (concrete | asphalt | felt substrates)
- ②  **Pro-Vapour Control/Carrier Membrane SA** and **Pro-Prime® SA** (timber substrate | self-adhesive | Safe2Torch)
- ②  **Pro-Vapour Control/Carrier Membrane SA** adhered with **Pro-Prime® PVC** (PVC substrate)
- ②  **Pro-Vapour Control/Carrier Membrane SA** adhered with **Pro-Prime® Epoxy** (metal substrate)
- ③  **Pro-Prime® Epoxy** (All metal areas)
- ④  **Pro-BW® Plus Resin** (base coat) with embedded **Pro-Force 450** (reinforcement)
- ④  **Pro-BW® LO Resin** (base coat | low odour) with embedded **Pro-Force 450** (reinforcement)
- ⑤  **Pro-BW® Plus Resin** (top coat)
- ⑤  **Pro-BW® LO Resin** (top coat | low odour)
- ⑥  Flashing (by others)



Proteus Waterproofing Ltd.

21a Sirdar Road,
Brook Road Industrial Estate,
Rayleigh, Essex, SS6 7XF

Tel: +44 (0)1268 777871

W: www.proteuswaterproofing.co.uk

E: office@proteuswaterproofing.co.uk

All components are to be prepared
and installed in strict accordance with
Proteus Project Specification

Notes :

This drawing is solely intended to illustrate the correct application of Proteus Waterproofing Ltd's products and systems. All other elements bearing reference to structural and/or thermal design within the detail are shown indicatively and should not be used in whole or part for any aspect of project design without consulting the relevant authorities.

For refurbishment projects, all aspects of the existing roof are deemed to be fully compliant with BS 6229 (Code of practice for flat roofs with continuously supported coverings) or improved upon for instances where these standards are not met.

© This drawing is the copyright of Proteus Waterproofing Ltd.

Drawing No.:

SD_PBWP_OVERLAY_18

Roof Type:

BUR

Description:

Perimeter Mansard

Scale:

NTS

Drawn:

W.Harding











Date:

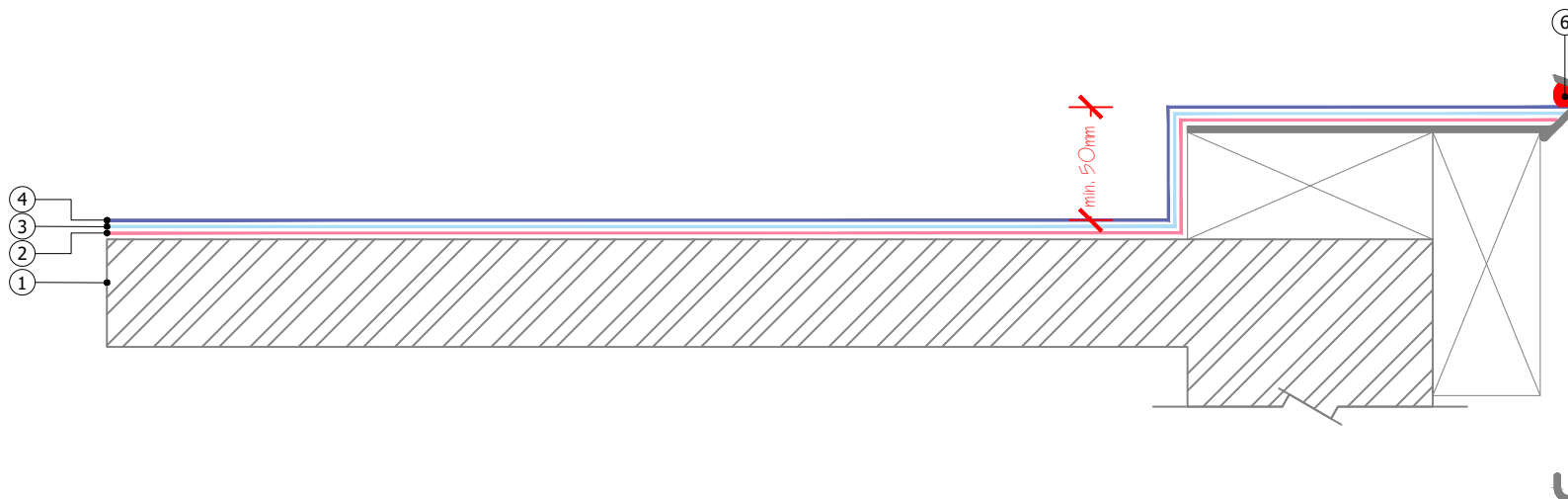
18/06/2025

Pro-BW® Plus



Proteus
WATERPROOFING

- ①  Substrate
- ②  **Pro-Prime® BW** (concrete | asphalt | felt substrates)
- ②  **Pro-Vapour Control/Carrier Membrane SA** and **Pro-Prime® SA** (timber substrate | self-adhesive | Safe2Torch)
- ②  **Pro-Vapour Control/Carrier Membrane SA** adhered with **Pro-Prime® PVC** (PVC substrate)
- ②  **Pro-Vapour Control/Carrier Membrane SA** adhered with **Pro-Prime® Epoxy** (metal substrate)
- ③  **Pro-BW® Plus Resin** (base coat) with embedded **Pro-Force 450** (reinforcement)
- ③  **Pro-BW® LO Resin** (base coat | low odour) with embedded **Pro-Force 450** (reinforcement)
- ④  **Pro-BW® Plus Resin** (top coat)
- ④  **Pro-BW® LO Resin** (top coat | low odour)
- ⑤  **Proteus Sealant**



Proteus Waterproofing Ltd.

21a Sirdar Road,
Brook Road Industrial Estate,
Rayleigh, Essex, SS6 7XF

Tel: +44 (0)1268 777871

W: www.proteuswaterproofing.co.uk

E: office@proteuswaterproofing.co.uk

All components are to be prepared
and installed in strict accordance with
Proteus Project Specification

Notes :

This drawing is solely intended to illustrate the correct application of Proteus Waterproofing Ltd's products and systems. All other elements bearing reference to structural and/or thermal design within the detail are shown indicatively and should not be used in whole or part for any aspect of project design without consulting the relevant authorities.











For refurbishment projects, all aspects of the existing roof are deemed to be fully compliant with BS 6229 (Code of practice for flat roofs with continuously supported coverings) or improved upon for instances where these standards are not met.

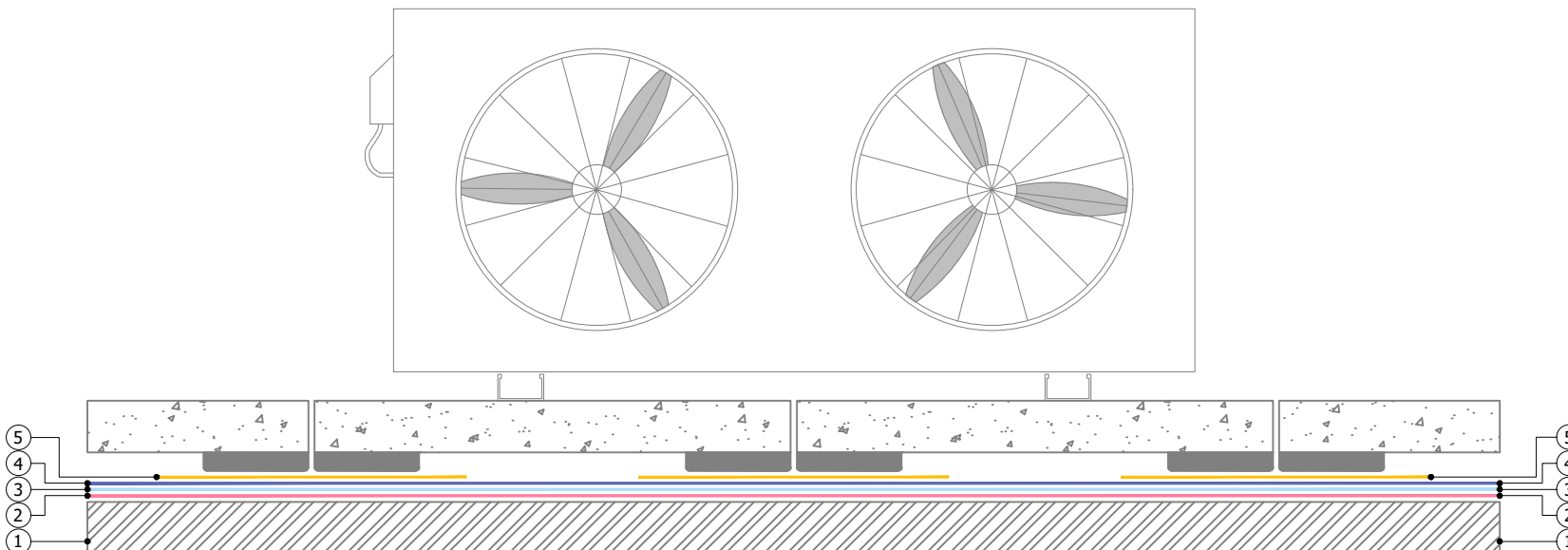
© This drawing is the copyright of Proteus Waterproofing Ltd.

Drawing No.:		Roof Type:
SD_PBWP_OVERLAY_19		BUR
Description:		
Watercheck		
Scale:	Drawn:	Date:
NTS	W.Harding	18/06/2025

Pro-BW® Plus



- ①  Substrate
- ②  **Pro-Prime® BW** (concrete | asphalt | felt substrates)
- ②  **Pro-Vapour Control/Carrier Membrane SA** and **Pro-Prime® SA** (timber substrate | self-adhesive | Safe2Torch)
- ②  **Pro-Vapour Control/Carrier Membrane SA** adhered with **Pro-Prime® PVC** (PVC substrate)
- ②  **Pro-Vapour Control/Carrier Membrane SA** adhered with **Pro-Prime® Epoxy** (metal substrate)
- ③  **Pro-BW® Plus Resin** (base coat) with embedded **Pro-Force 450** (reinforcement)
- ③  **Pro-BW® LO Resin** (base coat | low odour) with embedded **Pro-Force 450** (reinforcement)
- ④  **Pro-BW® Plus Resin** (top coat)
- ④  **Pro-BW® LO Resin** (top coat | low odour)
- ⑤  **Sacrificial Layer** (TBC with Proteus)



Proteus Waterproofing Ltd.

21a Sirdar Road,
Brook Road Industrial Estate,
Rayleigh, Essex, SS6 7XF

Tel: +44 (0)1268 777871

W: www.proteuswaterproofing.co.uk

E: office@proteuswaterproofing.co.uk

All components are to be prepared
and installed in strict accordance with
Proteus Project Specification

Notes :

This drawing is solely intended to illustrate the correct application of Proteus Waterproofing Ltd's products and systems. All other elements bearing reference to structural and/or thermal design within the detail are shown indicatively and should not be used in whole or part for any aspect of project design without consulting the relevant authorities.

For refurbishment projects, all aspects of the existing roof are deemed to be fully compliant with BS 6229 (Code of practice for flat roofs with continuously supported coverings) or improved upon for instances where these standards are not met.












© This drawing is the copyright of Proteus Waterproofing Ltd.

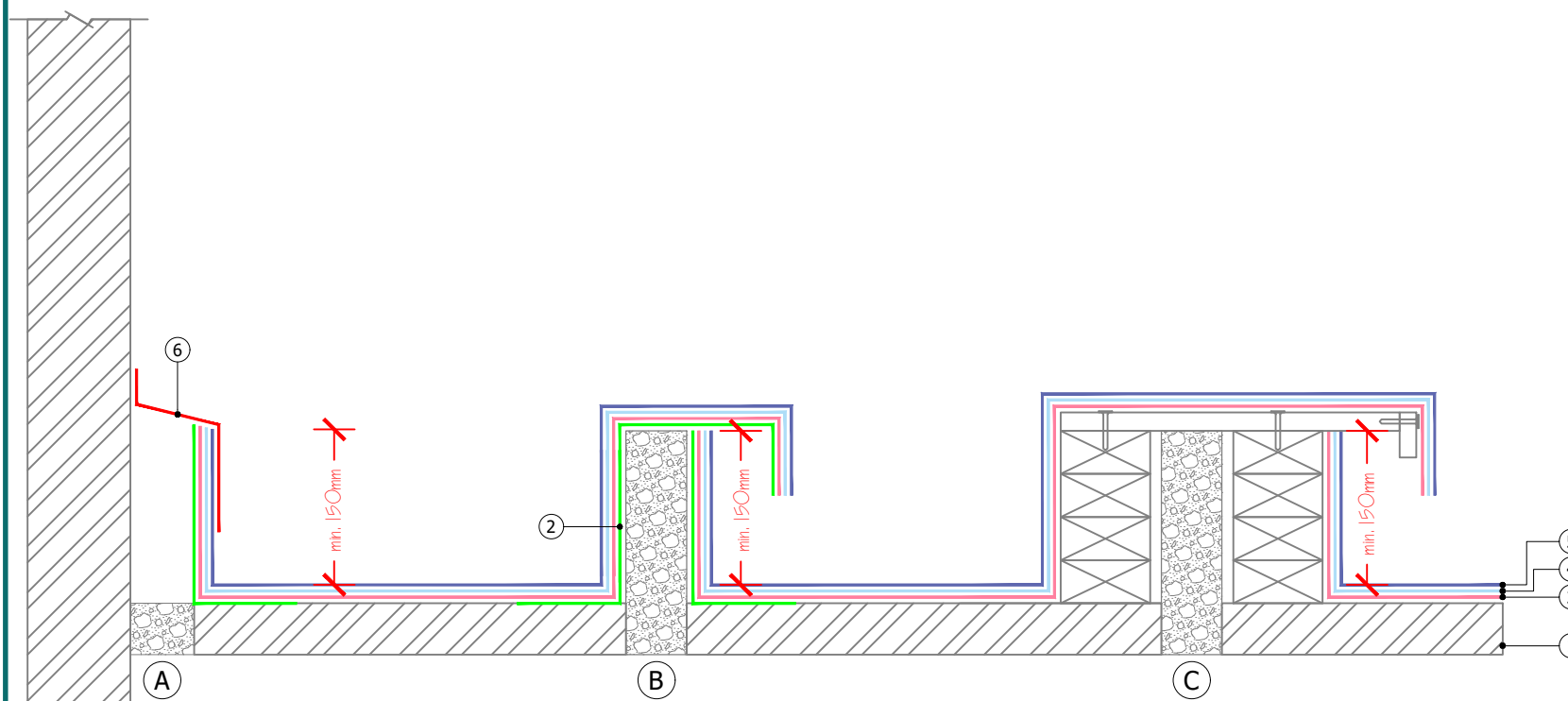
Drawing No.: SD_PBWP_OVERLAY_20		Roof Type: BUR
Description: Sacrificial layer under free standing plant		
Scale: NTS	Drawn: W.Harding	Date: 18/06/2025

Pro-BW® Plus



Proteus
WATERPROOFING

- ①  Substrate
- ②  Metal Angle (by others)
- ③  **Pro-Prime® BW** (concrete | asphalt | felt substrates)
- ③  **Pro-Vapour Control/Carrier Membrane SA and Pro-Prime® SA** (timber substrate | self-adhesive | Safe2Torch)
- ③  **Pro-Vapour Control/Carrier Membrane SA** adhered with **Pro-Prime® PVC** (PVC substrate)
- ③  **Pro-Vapour Control/Carrier Membrane SA** adhered with **Pro-Prime® Epoxy** (metal substrate)
- ④  **Pro-BW® Plus Resin** (base coat) with embedded **Pro-Force 450** (reinforcement)
- ④  **Pro-BW® LO Resin** (base coat | low odour) with embedded **Pro-Force 450** (reinforcement)
- ⑤  **Pro-BW® Plus Resin** (top coat)
- ⑤  **Pro-BW® LO Resin** (top coat | low odour)
- ⑥  Flashing (by others)



Proteus Waterproofing Ltd.

21a Sirdar Road,
Brook Road Industrial Estate,
Rayleigh, Essex, SS6 7XF

Tel: +44 (0)1268 777871

W: www.proteuswaterproofing.co.uk

E: office@proteuswaterproofing.co.uk

All components are to be prepared
and installed in strict accordance with
Proteus Project Specification

Notes :

This drawing is solely intended to illustrate the correct application of Proteus Waterproofing Ltd's products and systems. All other elements bearing reference to structural and/or thermal design within the detail are shown indicatively and should not be used in whole or part for any aspect of project design without consulting the relevant authorities.

For refurbishment projects, all aspects of the existing roof are deemed to be fully compliant with BS 6229 (Code of practice for flat roofs with continuously supported coverings) or improved upon for instances where these standards are not met.

© This drawing is the copyright of Proteus Waterproofing Ltd.

Drawing No.:

SD_PBWP_OVERLAY_23

Roof Type:

Overlay

Description:

Expansion Joints

Scale:

NTS

Drawn:

W.Harding












Date:


18/06/2025

Pro-BW® Plus



Proteus
WATERPROOFING

- ①  Substrate
- ②  Metal Angle (by others)
- ③  **Pro-Prime® BW** (concrete | asphalt | felt substrates)
- ③  **Pro-Vapour Control/Carrier Membrane SA** and **Pro-Prime® SA** (timber substrate | self-adhesive | Safe2Torch)
- ③  **Pro-Vapour Control/Carrier Membrane SA** adhered with **Pro-Prime® PVC** (PVC substrate)
- ③  **Pro-Vapour Control/Carrier Membrane SA** adhered with **Pro-Prime® Epoxy** (metal substrate)
- ④  **Pro-BW® Plus Resin** (base coat) with embedded **Pro-Force 450** (reinforcement)
- ④  **Pro-BW® LO Resin** (base coat | low odour) with embedded **Pro-Force 450** (reinforcement)
- ⑤  **Pro-BW® Plus Resin** (top coat)
- ⑤  **Pro-BW® LO Resin** (top coat | low odour)
- ⑥  Metal Flashing and Sealant (by others)



Proteus Waterproofing Ltd.

21a Sirdar Road,
Brook Road Industrial Estate,
Rayleigh, Essex, SS6 7XF

Tel: +44 (0)1268 777871

W: www.proteuswaterproofing.co.uk

E: office@proteuswaterproofing.co.uk

All components are to be prepared
and installed in strict accordance with
Proteus Project Specification

Notes :

This drawing is solely intended to illustrate the correct application of Proteus Waterproofing Ltd's products and systems. All other elements bearing reference to structural and/or thermal design within the detail are shown indicatively and should not be used in whole or part for any aspect of project design without consulting the relevant authorities.

For refurbishment projects, all aspects of the existing roof are deemed to be fully compliant with BS 6229 (Code of practice for flat roofs with continuously supported coverings) or improved upon for instances where these standards are not met.

© This drawing is the copyright of Proteus Waterproofing Ltd.

Drawing No.:

SD_PBWP_OVERLAY_24

Roof Type:

Overlay

Description:

Independant Upstand

Scale:

NTS

Drawn:

W.Harding













Date:

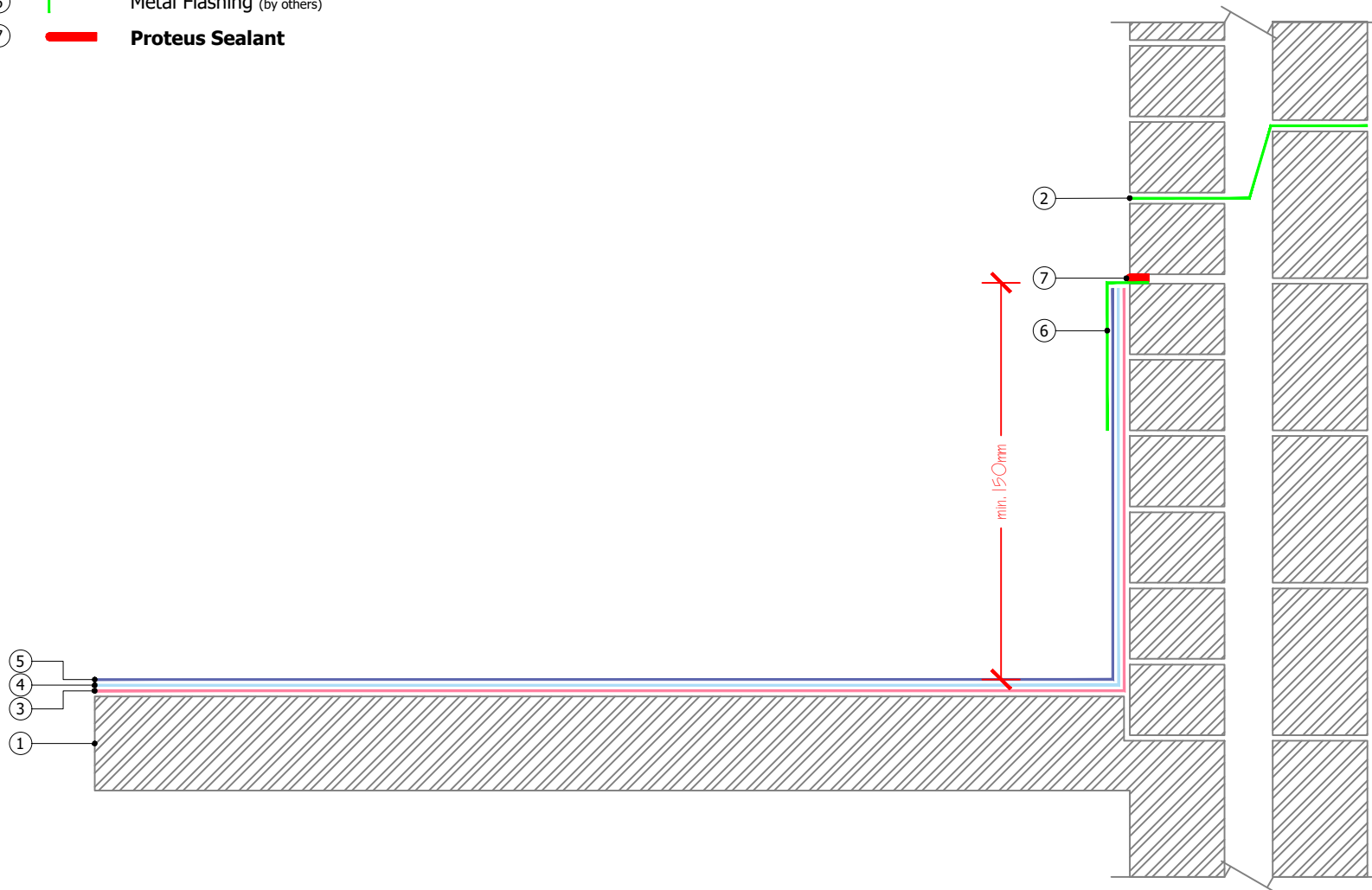
18/06/2025

Pro-BW® Plus



Proteus
WATERPROOFING

- ①  Substrate
- ②  Metal Flashing (by others)
- ③  **Pro-Prime® BW** (concrete | asphalt | felt substrates)
- ③  **Pro-Vapour Control/Carrier Membrane SA and Pro-Prime® SA** (timber substrate | self-adhesive | Safe2Torch)
- ③  **Pro-Vapour Control/Carrier Membrane SA** adhered with **Pro-Prime® PVC** (PVC substrate)
- ③  **Pro-Vapour Control/Carrier Membrane SA** adhered with **Pro-Prime® Epoxy** (metal substrate)
- ④  **Pro-BW® Plus Resin** (base coat) with embedded **Pro-Force 450** (reinforcement)
- ④  **Pro-BW® LO Resin** (base coat | low odour) with embedded **Pro-Force 450** (reinforcement)
- ⑤  **Pro-BW® Plus Resin** (top coat)
- ⑤  **Pro-BW® LO Resin** (top coat | low odour)
- ⑥  Metal Flashing (by others)
- ⑦  **Proteus Sealant**



Proteus Waterproofing Ltd.

21a Sirdar Road,
Brook Road Industrial Estate,
Rayleigh, Essex, SS6 7XF

Tel: +44 (0)1268 777871

W: www.proteuswaterproofing.co.uk

E: office@proteuswaterproofing.co.uk

All components are to be prepared
and installed in strict accordance with
Proteus Project Specification

Notes :

This drawing is solely intended to illustrate the correct application of Proteus Waterproofing Ltd's products and systems. All other elements bearing reference to structural and/or thermal design within the detail are shown indicatively and should not be used in whole or part for any aspect of project design without consulting the relevant authorities.

For refurbishment projects, all aspects of the existing roof are deemed to be fully compliant with BS 6229 (Code of practice for flat roofs with continuously supported coverings) or improved upon for instances where these standards are not met.

© This drawing is the copyright of Proteus Waterproofing Ltd.

Drawing No.:

SD_PBWP_OVERLAY_26

Roof Type:

Overlay

Description:

Cavity Tray

Scale:

NTS

Drawn:

W.Harding











Date:

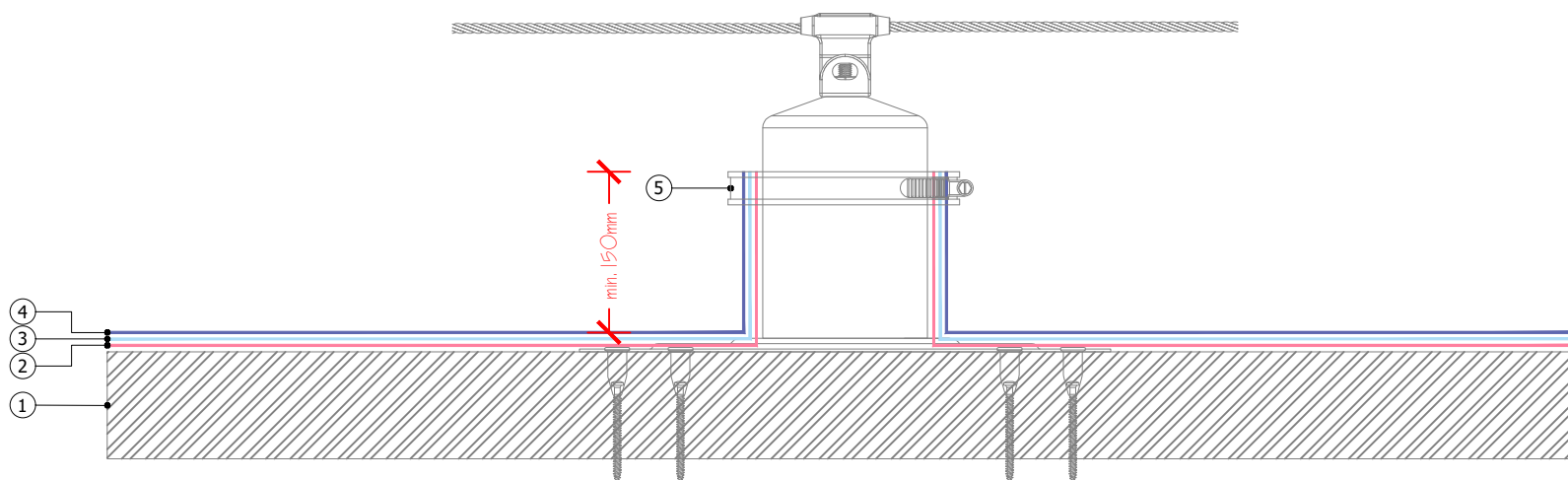
18/06/2025

Pro-BW® Plus



Proteus
WATERPROOFING

- ①  Substrate
- ②  **Pro-Prime® BW** (concrete | asphalt | felt substrates)
- ②  **Pro-Vapour Control/Carrier Membrane SA** and **Pro-Prime® SA** (timber substrate | self-adhesive | Safe2Torch)
- ②  **Pro-Vapour Control/Carrier Membrane SA** adhered with **Pro-Prime® PVC** (PVC substrate)
- ②  **Pro-Vapour Control/Carrier Membrane SA** adhered with **Pro-Prime® Epoxy** (metal substrate)
- ③  **Pro-BW® Plus Resin** (base coat) with embedded **Pro-Force 450** (reinforcement)
- ③  **Pro-BW® LO Resin** (base coat | low odour) with embedded **Pro-Force 450** (reinforcement)
- ④  **Pro-BW® Plus Resin** (top coat)
- ④  **Pro-BW® LO Resin** (top coat | low odour)
- ⑤  Jubilee Clip (by others)



Proteus Waterproofing Ltd.

21a Sirdar Road,
Brook Road Industrial Estate,
Rayleigh, Essex, SS6 7XF

Tel: +44 (0)1268 777871

W: www.proteuswaterproofing.co.uk

E: office@proteuswaterproofing.co.uk

All components are to be prepared
and installed in strict accordance with
Proteus Project Specification

Notes :

This drawing is solely intended to illustrate the correct application of Proteus Waterproofing Ltd's products and systems. All other elements bearing reference to structural and/or thermal design within the detail are shown indicatively and should not be used in whole or part for any aspect of project design without consulting the relevant authorities.

For refurbishment projects, all aspects of the existing roof are deemed to be fully compliant with BS 6229 (Code of practice for flat roofs with continuously supported coverings) or improved upon for instances where these standards are not met.

© This drawing is the copyright of Proteus Waterproofing Ltd.

Drawing No.:

SD_PBWP_OVERLAY_27

Roof Type:

Overlay

Description:

Fall Arrest System

Scale:
NTS

Drawn:
W.Harding

Date:
18/06/2025

Pro-BW® Plus



Proteus
WATERPROOFING