















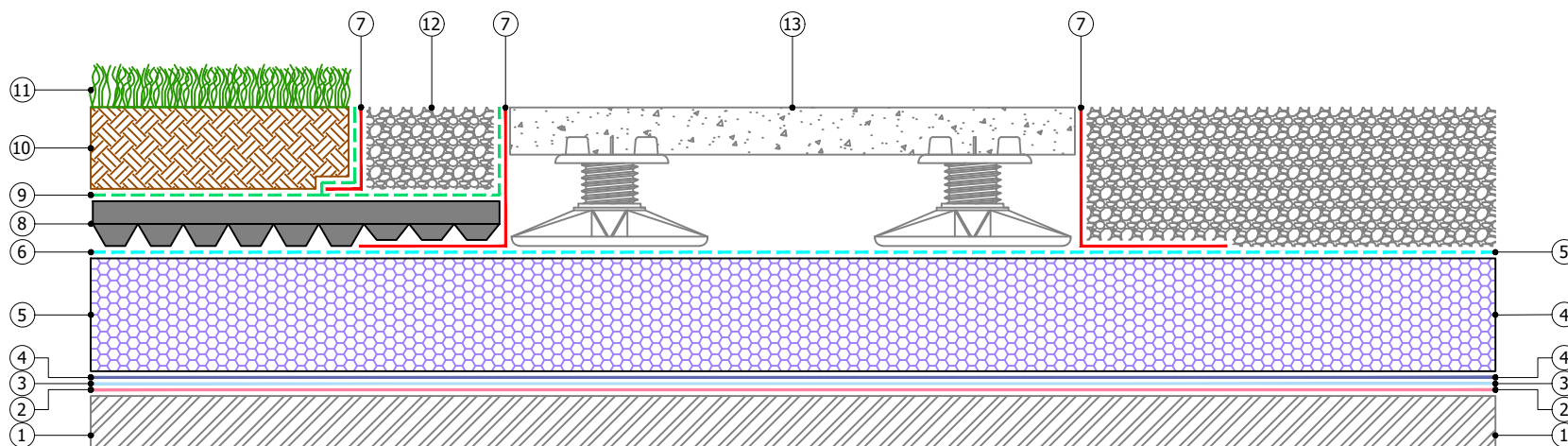


- ①  Substrate
- ②  **Pro-Vapour Control/Carrier Membrane SA and Pro-Prime® SA** (timber substrate | self-adhesive | Safe2Torch)
- ②  **Pro-Prime® BW** (concrete | asphalt | felt substrates)
- ③  **Pro-BW® Plus Resin** (base coat) with embedded **Pro-Force 450** (reinforcement)
- ③  **Pro-BW® LO Resin** (base coat | low odour) with embedded **Pro-Force 450** (reinforcement)
- ④  **Pro-BW® Plus Resin** (top coat)
- ④  **Pro-BW® LO Resin** (top coat | low odour)
- ⑤  **Proteus Pro-Therm Insulation** (as per specification)
- ⑥  **Proteus Pro-Therm Low-K** (separation layer)
- ⑦  **Pro-Living® Drainage Trim**
- ⑧  **Pro-Living® Drainage Board**
- ⑨  **Pro-Living® Filter Fleece**
- ⑩  **Pro-Living® Substrate** (min. 80mm settled depth)
- ⑪  **Pro-Living® Vegetation**
- ⑫  **Gravel ballast** (2000/553/EC compliant)
- ⑬  **Paving slabs on pedestals** (2000/553/EC compliant)



Proteus Waterproofing Ltd.

21a Sirdar Road,
Brook Road Industrial Estate,
Rayleigh, Essex, SS6 7XF

Tel: +44 (0)1268 777871

W: www.proteuswaterproofing.co.uk

E: office@proteuswaterproofing.co.uk

All components are to be prepared
and installed in strict accordance with
Proteus Project Specification

Notes :

This drawing is solely intended to
illustrate the correct application of
Proteus Waterproofing Ltd's products
and systems. All other elements bearing
reference to structural and/or thermal
design within the detail are shown
indicatively and should not be used in
whole or part for any aspect of project
design without consulting the relevant
authorities.

For refurbishment projects, all aspects of
the existing roof are deemed to be fully
compliant with BS 6229 (Code of practice
for flat roofs with continuously supported
coverings) or improved upon for
instances where these standards are not
met.

















© This drawing is the copyright of
Proteus Waterproofing Ltd.

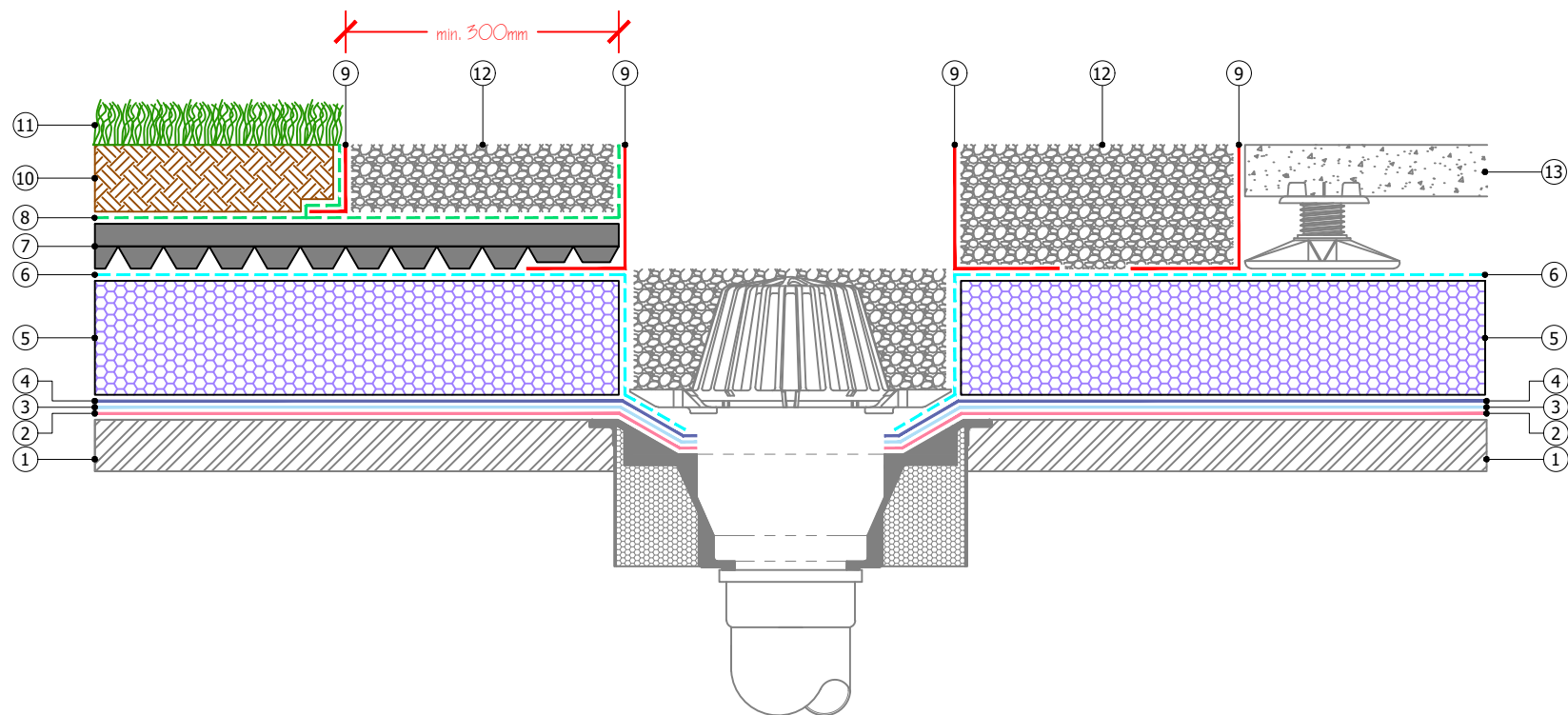
| | | |
|--------------------|-----------|------------|
| Drawing No.: | | Roof Type: |
| SD_PBW_INVERTED_01 | | Inverted |
| Description: | | |
| Horizontal Surface | | |
| Scale: | Drawn: | Date: |
| NTS | W.Harding | 18/06/2025 |

Pro-BW®



Proteus
WATERPROOFING

- ①  Substrate
- ②  **Pro-Vapour Control/Carrier Membrane SA and Pro-Prime® SA** (timber substrate | self-adhesive | Safe2Torch)
- ②  **Pro-Prime® BW** (concrete | asphalt | felt substrates)
- ③  **Pro-BW® Plus Resin** (base coat) with embedded **Pro-Force 450** (reinforcement)
- ③  **Pro-BW® LO Resin** (base coat | low odour) with embedded **Pro-Force 450** (reinforcement)
- ④  **Pro-BW® Plus Resin** (top coat)
- ④  **Pro-BW® LO Resin** (top coat | low odour)
- ⑤  **Proteus Pro-Therm Insulation** (as per specification)
- ⑥  **Proteus Pro-Therm Low-K** (separation layer)
- ⑦  **Pro-Living® Drainage Board**
- ⑧  **Pro-Living® Filter Fleece**
- ⑨  **Pro-Living® Drainage Trim**
- ⑩  **Pro-Living® Substrate** (min. 80mm settled depth)
- ⑪  **Pro-Living® Vegetation**
- ⑫  **Gravel ballast** (2000/553/EC compliant)
- ⑬  **Paving slabs on pedestals** (2000/553/EC compliant)



Proteus Waterproofing Ltd.

21a Sirdar Road,
Brook Road Industrial Estate,
Rayleigh, Essex, SS6 7XF

Tel: +44 (0)1268 777871

W: www.proteuswaterproofing.co.uk

E: office@proteuswaterproofing.co.uk

All components are to be prepared
and installed in strict accordance with
Proteus Project Specification

Notes :

This drawing is solely intended to illustrate the correct application of Proteus Waterproofing Ltd's products and systems. All other elements bearing reference to structural and/or thermal design within the detail are shown indicatively and should not be used in whole or part for any aspect of project design without consulting the relevant authorities.



















For refurbishment projects, all aspects of the existing roof are deemed to be fully compliant with BS 6229 (Code of practice for flat roofs with continuously supported coverings) or improved upon for instances where these standards are not met.

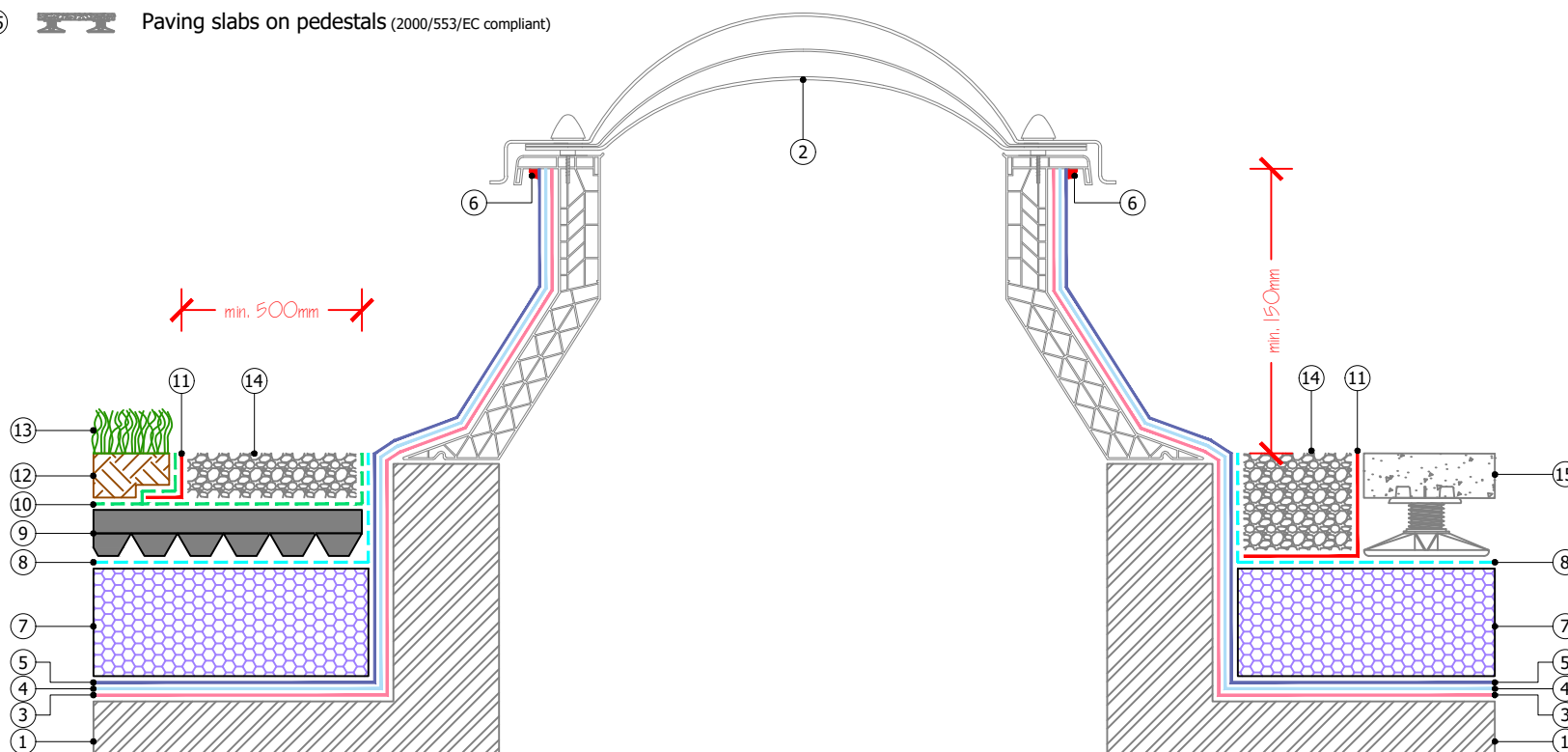
© This drawing is the copyright of Proteus Waterproofing Ltd.

| | | |
|--------------------------------------------------|----------------------------|-------------------------------|
| Drawing No.: SD_PBW_INVERTED_02 | | Roof Type: Inverted |
| Description: Vertical Rainwater Outlet | | |
| Scale: NTS | Drawn: W.Harding | Date: 18/06/2025 |

Pro-BW®



- ①  Substrate
- ②  Rooflight / Roof Access Hatch (by others)
- ③  **Pro-Vapour Control/Carrier Membrane SA and Pro-Prime® SA** (timber substrate | self-adhesive | Safe2Torch)
- ③  **Pro-Prime® BW** (concrete | asphalt | felt substrates)
- ④  **Pro-BW® Plus Resin** (base coat) with embedded **Pro-Force 450** (reinforcement)
- ④  **Pro-BW® LO Resin** (base coat | low odour) with embedded **Pro-Force 450** (reinforcement)
- ⑤  **Pro-BW® Plus Resin** (top coat)
- ⑤  **Pro-BW® LO Resin** (top coat | low odour)
- ⑥  **Proteus Sealant**
- ⑦  **Proteus Pro-Therm Insulation** (as per specification)
- ⑧  **Proteus Pro-Therm Low-K** (separation layer)
- ⑨  **Pro-Living® Drainage Board**
- ⑩  **Pro-Living® Filter Fleece**
- ⑪  **Pro-Living® Drainage Trim**
- ⑫  **Pro-Living® Substrate** (min. 80mm settled depth)
- ⑬  **Pro-Living® Vegetation**
- ⑭  **Gravel ballast** (2000/553/EC compliant)
- ⑮  **Paving slabs on pedestals** (2000/553/EC compliant)



Proteus Waterproofing Ltd.

21a Sirdar Road,
Brook Road Industrial Estate,
Rayleigh, Essex, SS6 7XF

Tel: +44 (0)1268 777871

W: www.proteuswaterproofing.co.uk

E: office@proteuswaterproofing.co.uk

All components are to be prepared
and installed in strict accordance with
Proteus Project Specification

Notes :

This drawing is solely intended to illustrate the correct application of Proteus Waterproofing Ltd's products and systems. All other elements bearing reference to structural and/or thermal design within the detail are shown indicatively and should not be used in whole or part for any aspect of project design without consulting the relevant authorities.

For refurbishment projects, all aspects of the existing roof are deemed to be fully compliant with BS 6229 (Code of practice for flat roofs with continuously supported coverings) or improved upon for instances where these standards are not met.

© This drawing is the copyright of Proteus Waterproofing Ltd.

Drawing No.:

SD_PBW_INVERTED_03

Roof Type:

Inverted

Description:

Rooflight / Access Hatch

Scale:

NTS

Drawn:

W.Harding

















Date:

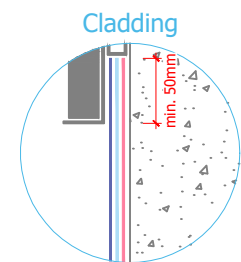
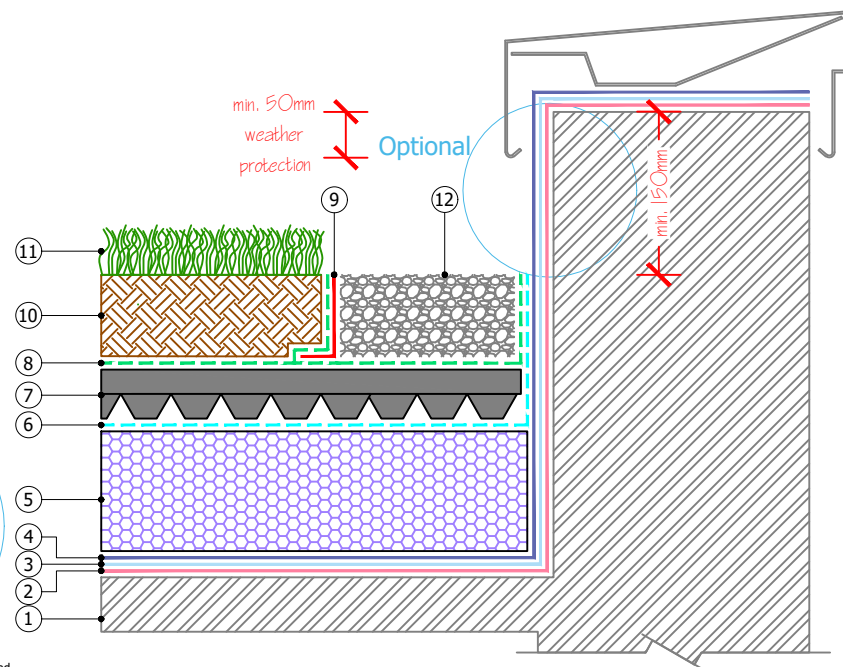
18/06/2025

Pro-BW®

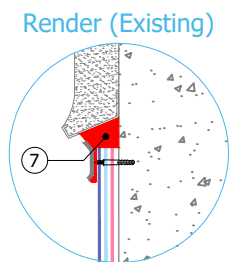


Proteus
WATERPROOFING

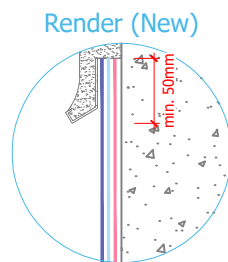
- ①  Substrate
- ②  **Pro-Vapour Control/Carrier Membrane SA and Pro-Prime® SA** (timber substrate | self-adhesive | Safe2Torch)
- ③  **Pro-Prime® BW** (concrete | asphalt | felt substrates)
- ③  **Pro-BW® Plus Resin** (base coat) with embedded **Pro-Force 450** (reinforcement)
- ③  **Pro-BW® LO Resin** (base coat | low odour) with embedded **Pro-Force 450** (reinforcement)
- ④  **Pro-BW® Plus Resin** (top coat)
- ④  **Pro-BW® LO Resin** (top coat | low odour)
- ⑤  **Proteus Pro-Therm Insulation** (as per specification)
- ⑥  **Proteus Pro-Therm Low-K** (separation layer)
- ⑦  **Pro-Living® Drainage Board**
- ⑧  **Pro-Living® Filter Fleece**
- ⑨  **Pro-Living® Drainage Trim**
- ⑩  **Pro-Living® Substrate** (min. 80mm settled depth)
- ⑪  **Pro-Living® Vegetation**
- ⑫  **Gravel ballast** (2000/553/EC compliant)
- ⑬  **Proteus Sealant**



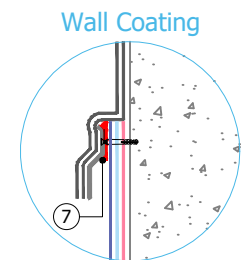
A New vertical cladding installed to provide minimum 50mm weathering lap



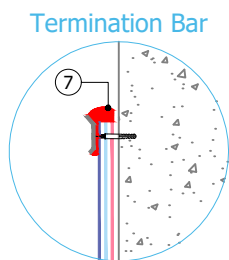
B Seal with a continuous minimum 6mm bead of **Proteus Sealant** following through cure of the System



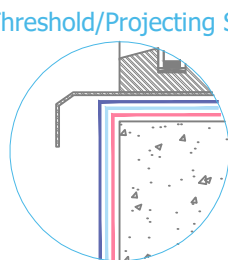
C Traditional render application with mechanically fixed bell cast/stop bead installed to overlap Waterproofing membrane by minimum 50mm



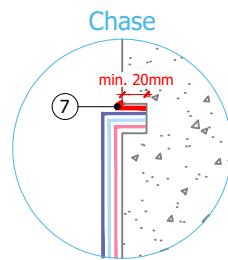
D Mechanically fixed **Proteus Counter Flashing** used as the lower termination position of the specified wall coating



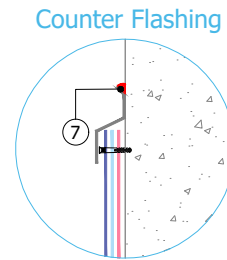
E Waterproofing System terminated with a mechanically fixed **Proteus Termination Bar**, sealed and bedded with **Proteus Sealant**



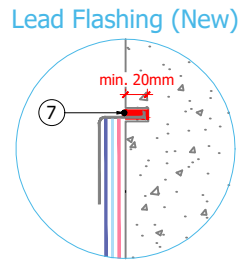
F Waterproofing System terminated tightly at the junction with the projecting sill and sealed with **Proteus Sealant**



G Waterproofing System terminated in a 25mm x 10mm cleaned and primed pre-cut chase sealed with **Proteus Sealant**



H Waterproofing System terminated with a mechanically fixed **Proteus Counter Flashing**, sealed and bedded with **Proteus Sealant**



I New Lead Flashings installed in strict accordance with BS 6915 and LSA guidelines

Proteus Waterproofing Ltd.

21a Sirdar Road,
Brook Road Industrial Estate,
Rayleigh, Essex, SS6 7XF

Tel: +44 (0)1268 777871

W: www.proteuswaterproofing.co.uk

E: office@proteuswaterproofing.co.uk

All components are to be prepared and installed in strict accordance with **Proteus Project Specification**

Notes :

This drawing is solely intended to illustrate the correct application of Proteus Waterproofing Ltd's products and systems. All other elements bearing reference to structural and/or thermal design within the detail are shown indicatively and should not be used in whole or part for any aspect of project design without consulting the relevant authorities.

For refurbishment projects, all aspects of the existing roof are deemed to be fully compliant with BS 6229 (Code of practice for flat roofs with continuously supported coverings) or improved upon for instances where these standards are not met.

© This drawing is the copyright of Proteus Waterproofing Ltd.

Drawing No.:

SD_PBW_INVERTED_04

Roof Type:

Inverted

Description:

Uprand Terminations

Scale:
NTS













Drawn:
W.Harding

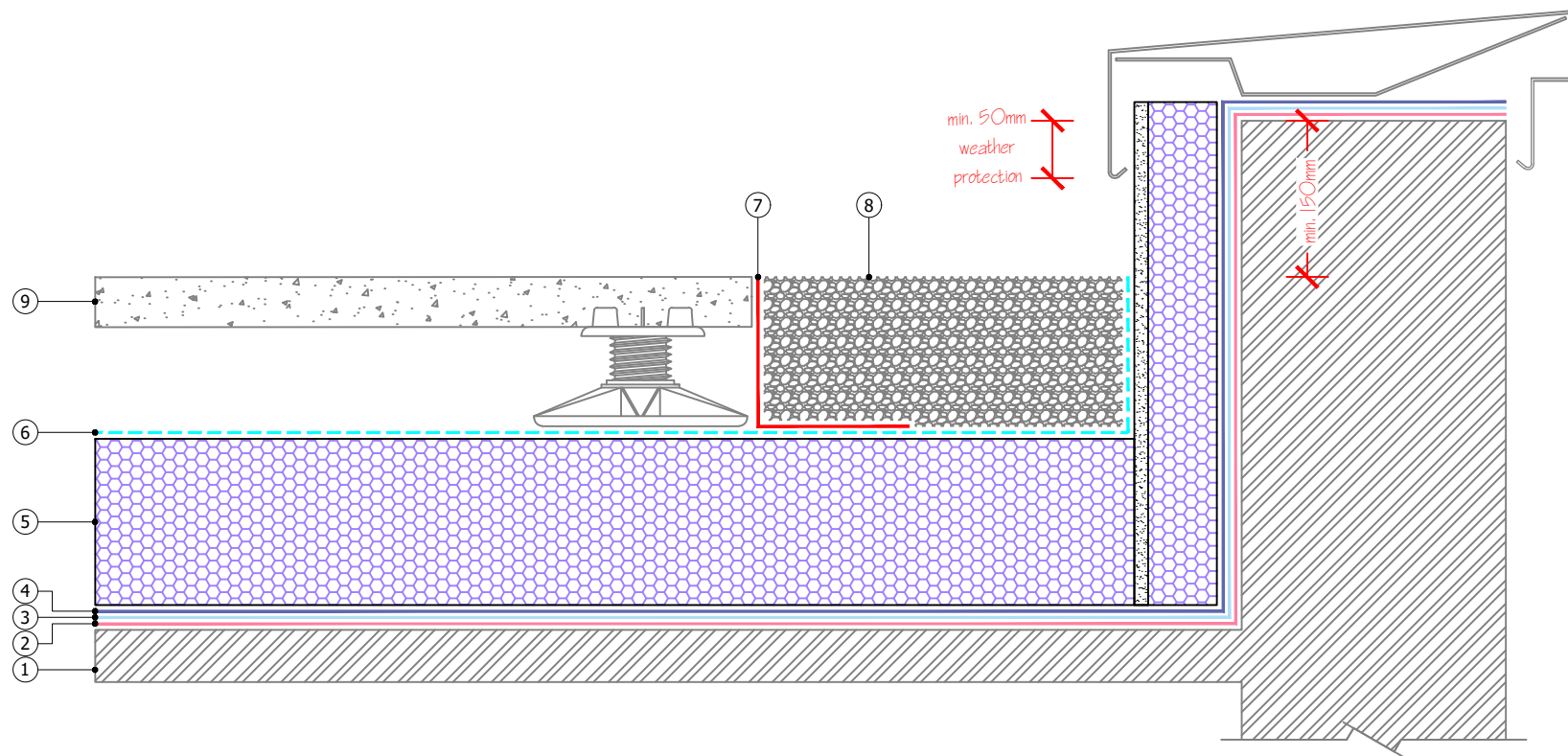
Date:
18/06/2025

Pro-BW®



Proteus
WATERPROOFING

- ①  Substrate
- ②  **Pro-Vapour Control/Carrier Membrane SA and Pro-Prime® SA** (timber substrate | self-adhesive | Safe2Torch)
- ②  **Pro-Prime® BW** (concrete | asphalt | felt substrates)
- ③  **Pro-BW® Plus Resin** (base coat) with embedded **Pro-Force 450** (reinforcement)
- ③  **Pro-BW® LO Resin** (base coat | low odour) with embedded **Pro-Force 450** (reinforcement)
- ④  **Pro-BW® Plus Resin** (top coat)
- ④  **Pro-BW® LO Resin** (top coat | low odour)
- ⑤  **Proteus Pro-Therm Insulation** (as per specification)
- ⑥  **Proteus Pro-Therm Low-K** (separation layer)
- ⑦  **Pro-Living® Drainage Trim**
- ⑧  **Gravel ballast** (2000/553/EC compliant)
- ⑨  Paving slabs on pedestals (2000/553/EC compliant)



Proteus Waterproofing Ltd.

21a Sirdar Road,
Brook Road Industrial Estate,
Rayleigh, Essex, SS6 7XF

Tel: +44 (0)1268 777871

W: www.proteuswaterproofing.co.uk

E: office@proteuswaterproofing.co.uk

All components are to be prepared
and installed in strict accordance with
Proteus Project Specification

Notes :

This drawing is solely intended to illustrate the correct application of Proteus Waterproofing Ltd's products and systems. All other elements bearing reference to structural and/or thermal design within the detail are shown indicatively and should not be used in whole or part for any aspect of project design without consulting the relevant authorities.

For refurbishment projects, all aspects of the existing roof are deemed to be fully compliant with BS 6229 (Code of practice for flat roofs with continuously supported coverings) or improved upon for instances where these standards are not met.

© This drawing is the copyright of Proteus Waterproofing Ltd.

Drawing No.:

SD_PBW_INVERTED_05

Roof Type:

Inverted

Description:

Insulated Parapet - Capping

Scale:

NTS

Drawn:

W.Harding













Date:

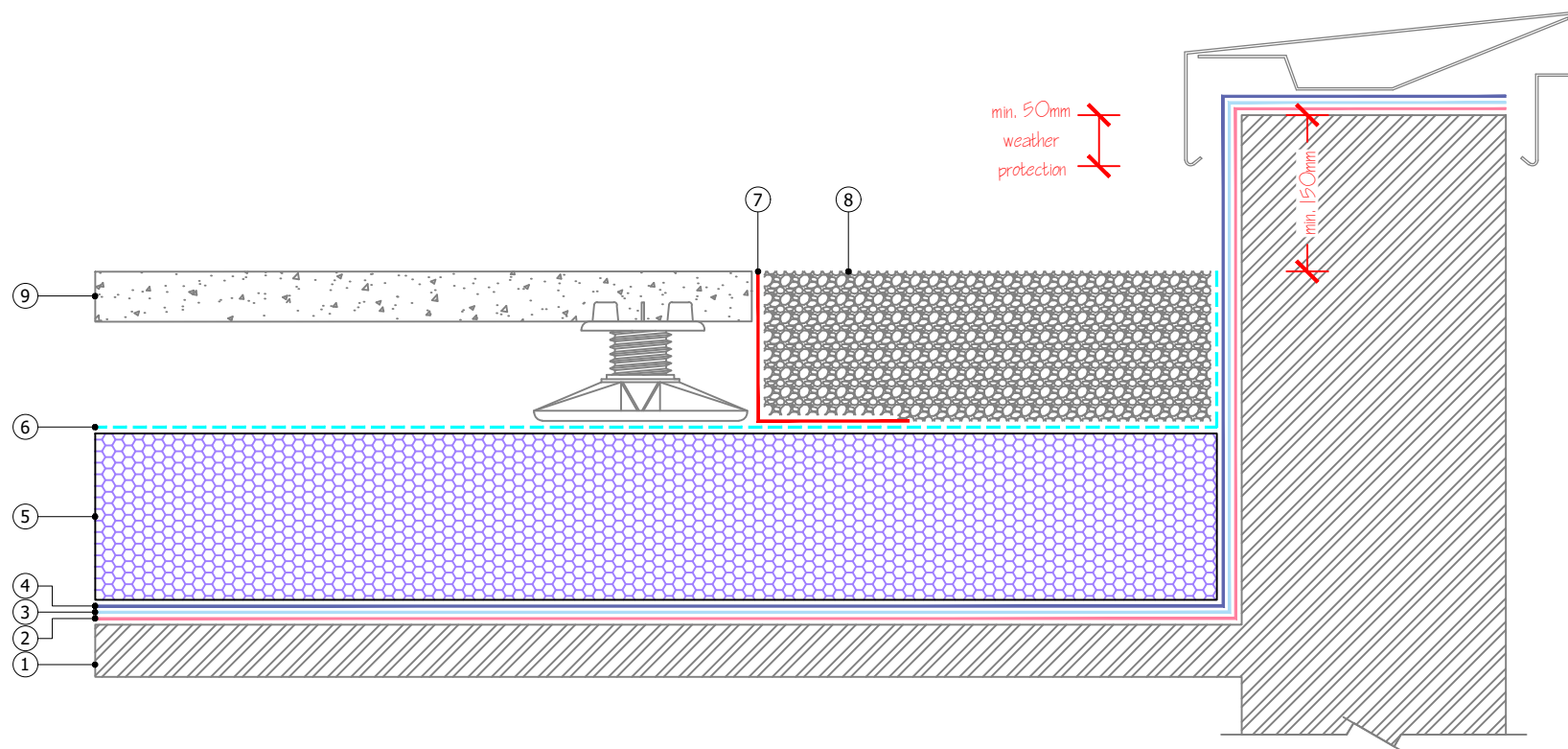
18/06/2025

Pro-BW®



Proteus
WATERPROOFING

- ①  Substrate
- ②  **Pro-Vapour Control/Carrier Membrane SA and Pro-Prime® SA** (timber substrate | self-adhesive | Safe2Torch)
- ②  **Pro-Prime® BW** (concrete | asphalt | felt substrates)
- ③  **Pro-BW® Plus Resin** (base coat) with embedded **Pro-Force 450** (reinforcement)
- ③  **Pro-BW® LO Resin** (base coat | low odour) with embedded **Pro-Force 450** (reinforcement)
- ④  **Pro-BW® Plus Resin** (top coat)
- ④  **Pro-BW® LO Resin** (top coat | low odour)
- ⑤  **Proteus Pro-Therm Insulation** (as per specification)
- ⑥  **Proteus Pro-Therm Low-K** (separation layer)
- ⑦  **Pro-Living® Drainage Trim**
- ⑧  **Gravel ballast** (2000/553/EC compliant)
- ⑨  Paving slabs on pedestals (2000/553/EC compliant)



Proteus Waterproofing Ltd.

21a Sirdar Road,
Brook Road Industrial Estate,
Rayleigh, Essex, SS6 7XF

Tel: +44 (0)1268 777871

W: www.proteuswaterproofing.co.uk

E: office@proteuswaterproofing.co.uk

All components are to be prepared
and installed in strict accordance with
Proteus Project Specification

Notes :

This drawing is solely intended to illustrate the correct application of Proteus Waterproofing Ltd's products and systems. All other elements bearing reference to structural and/or thermal design within the detail are shown indicatively and should not be used in whole or part for any aspect of project design without consulting the relevant authorities.

For refurbishment projects, all aspects of the existing roof are deemed to be fully compliant with BS 6229 (Code of practice for flat roofs with continuously supported coverings) or improved upon for instances where these standards are not met.

© This drawing is the copyright of Proteus Waterproofing Ltd.

Drawing No.:

SD_PBW_INVERTED_06

Roof Type:

Inverted

Description:

Parapet - Capping

Scale:

NTS

Drawn:

W.Harding














Date:

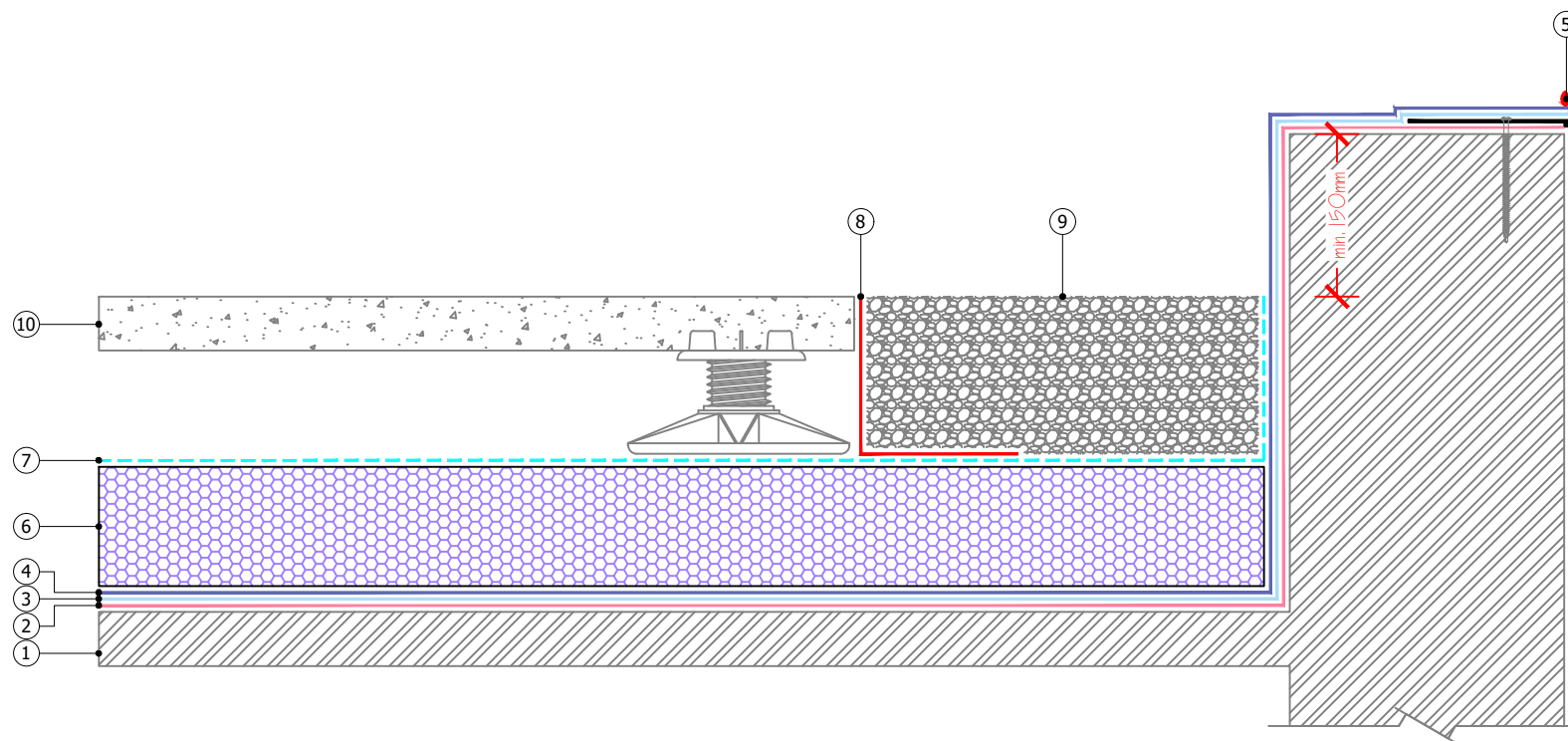
18/06/2025

Pro-BW®



Proteus
WATERPROOFING

- ①  Substrate
- ②  **Pro-Vapour Control/Carrier Membrane SA and Pro-Prime® SA** (timber substrate | self-adhesive | Safe2Torch)
- ②  **Pro-Prime® BW** (concrete | asphalt | felt substrates)
- ③  **Pro-BW® Plus Resin** (base coat) with embedded **Pro-Force 450** (reinforcement)
- ③  **Pro-BW® LO Resin** (base coat | low odour) with embedded **Pro-Force 450** (reinforcement)
- ④  **Pro-BW® Plus Resin** (top coat)
- ④  **Pro-BW® LO Resin** (top coat | low odour)
- ⑤  **GRP Trim** (mechanically fixed) and **Proteus Sealant**
- ⑥  **Proteus Pro-Therm Insulation** (as per specification)
- ⑦  **Proteus Pro-Therm Low-K** (separation layer)
- ⑧  **Pro-Living® Drainage Trim**
- ⑨  **Gravel ballast** (2000/553/EC compliant)
- ⑩  **Paving slabs on pedestals** (2000/553/EC compliant)



Proteus Waterproofing Ltd.

21a Sirdar Road,
Brook Road Industrial Estate,
Rayleigh, Essex, SS6 7XF

Tel: +44 (0)1268 777871

W: www.proteuswaterproofing.co.uk

E: office@proteuswaterproofing.co.uk

All components are to be prepared
and installed in strict accordance with
Proteus Project Specification

Notes :

This drawing is solely intended to illustrate the correct application of Proteus Waterproofing Ltd's products and systems. All other elements bearing reference to structural and/or thermal design within the detail are shown indicatively and should not be used in whole or part for any aspect of project design without consulting the relevant authorities.

For refurbishment projects, all aspects of the existing roof are deemed to be fully compliant with BS 6229 (Code of practice for flat roofs with continuously supported coverings) or improved upon for instances where these standards are not met.

© This drawing is the copyright of Proteus Waterproofing Ltd.

Drawing No.:

SD_PBW_INVERTED_07

Roof Type:

Inverted

Description:

Parapet - GRP Trim

Scale:

NTS

Drawn:

W.Harding













Date:

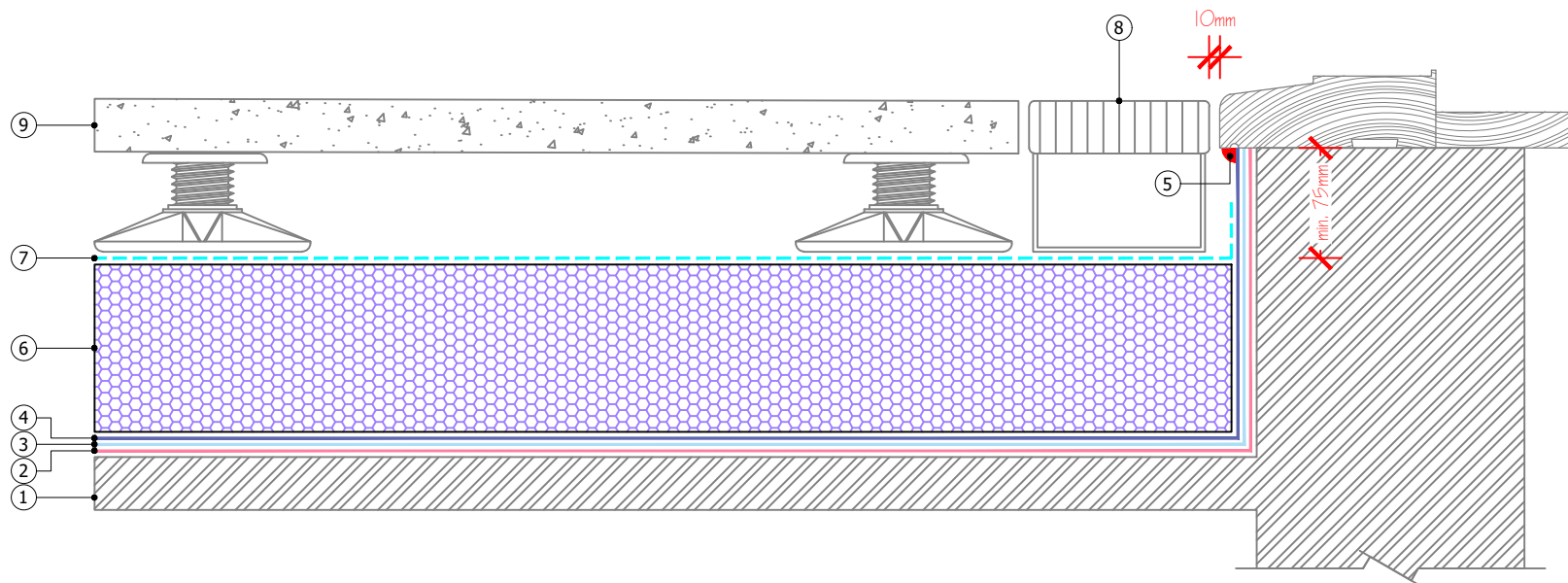
18/06/2025

Pro-BW®



Proteus
WATERPROOFING

- ①  Substrate
- ②  **Pro-Vapour Control/Carrier Membrane SA and Pro-Prime® SA** (timber substrate | self-adhesive | Safe2Torch)
- ②  **Pro-Prime® BW** (concrete | asphalt | felt substrates)
- ③  **Pro-BW® Plus Resin** (base coat) with embedded **Pro-Force 450** (reinforcement)
- ③  **Pro-BW® LO Resin** (base coat | low odour) with embedded **Pro-Force 450** (reinforcement)
- ④  **Pro-BW® Plus Resin** (top coat)
- ④  **Pro-BW® LO Resin** (top coat | low odour)
- ⑤  **Proteus Sealant**
- ⑥  **Proteus Pro-Therm Insulation** (as per specification)
- ⑦  **Proteus Pro-Therm Low-K** (separation layer)
- ⑧  Slot drain (by others)
- ⑨  Paving slabs on pedestals (2000/553/EC compliant)



Proteus Waterproofing Ltd.

21a Sirdar Road,
Brook Road Industrial Estate,
Rayleigh, Essex, SS6 7XF

Tel: +44 (0)1268 777871

W: www.proteuswaterproofing.co.uk

E: office@proteuswaterproofing.co.uk

All components are to be prepared
and installed in strict accordance with
Proteus Project Specification

Notes :

This drawing is solely intended to illustrate the correct application of Proteus Waterproofing Ltd's products and systems. All other elements bearing reference to structural and/or thermal design within the detail are shown indicatively and should not be used in whole or part for any aspect of project design without consulting the relevant authorities.

For refurbishment projects, all aspects of the existing roof are deemed to be fully compliant with BS 6229 (Code of practice for flat roofs with continuously supported coverings) or improved upon for instances where these standards are not met.

© This drawing is the copyright of Proteus Waterproofing Ltd.

Drawing No.:

SD_PBW_INVERTED_08

Roof Type:

Inverted

Description:

Level Threshold (Existing) - Sealant

Scale:

NTS

Drawn:

W.Harding













Date:

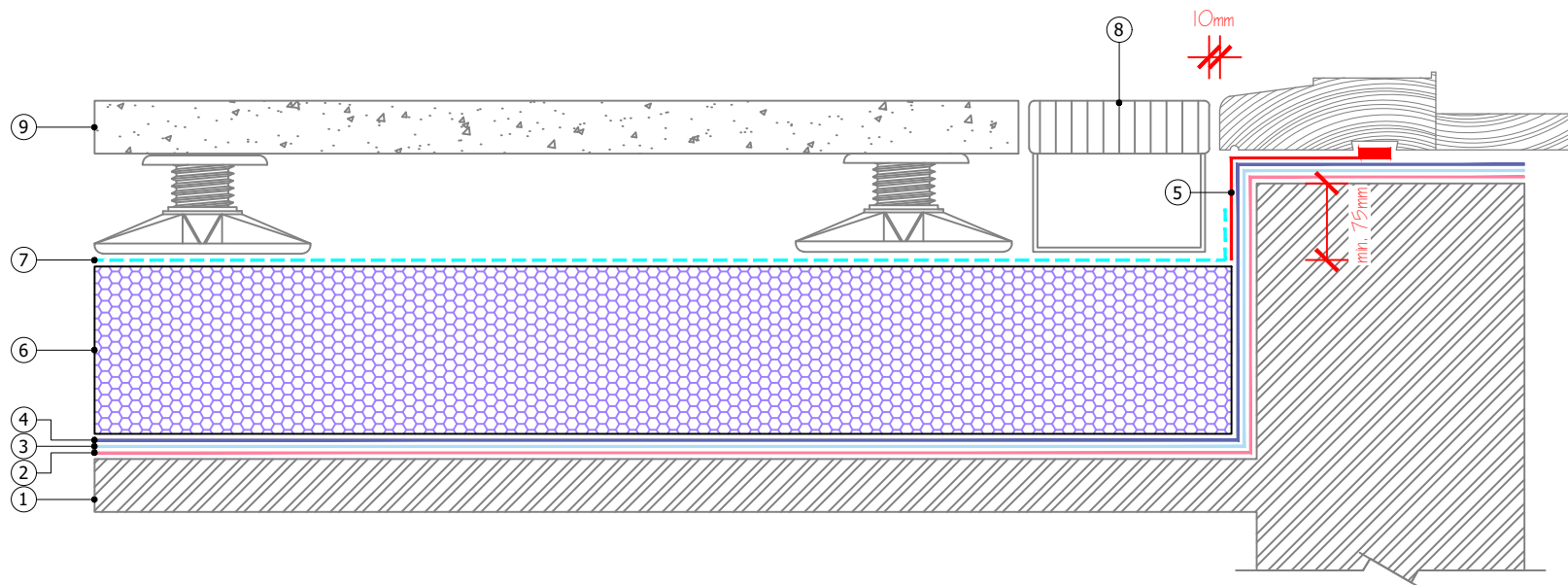
18/06/2025

Pro-BW®



Proteus
WATERPROOFING

- ①  Substrate
- ②  **Pro-Vapour Control/Carrier Membrane SA and Pro-Prime® SA** (timber substrate | self-adhesive | Safe2Torch)
- ②  **Pro-Prime® BW** (concrete | asphalt | felt substrates)
- ③  **Pro-BW® Plus Resin** (base coat) with embedded **Pro-Force 450** (reinforcement)
- ③  **Pro-BW® LO Resin** (base coat | low odour) with embedded **Pro-Force 450** (reinforcement)
- ④  **Pro-BW® Plus Resin** (top coat)
- ④  **Pro-BW® LO Resin** (top coat | low odour)
- ⑤  EPDM membrane (min. 100mm lap onto waterproofing)
- ⑥  **Proteus Pro-Therm Insulation** (as per specification)
- ⑦  **Proteus Pro-Therm Low-K** (separation layer)
- ⑧  Slot drain by others
- ⑨  Paving slabs on pedestals (2000/553/EC compliant)



Proteus Waterproofing Ltd.

21a Sirdar Road,
Brook Road Industrial Estate,
Rayleigh, Essex, SS6 7XF

Tel: +44 (0)1268 777871

W: www.proteuswaterproofing.co.uk

E: office@proteuswaterproofing.co.uk

All components are to be prepared
and installed in strict accordance with
Proteus Project Specification

Notes :

This drawing is solely intended to illustrate the correct application of Proteus Waterproofing Ltd's products and systems. All other elements bearing reference to structural and/or thermal design within the detail are shown indicatively and should not be used in whole or part for any aspect of project design without consulting the relevant authorities.

For refurbishment projects, all aspects of the existing roof are deemed to be fully compliant with BS 6229 (Code of practice for flat roofs with continuously supported coverings) or improved upon for instances where these standards are not met.

© This drawing is the copyright of Proteus Waterproofing Ltd.

Drawing No.:

SD_PBW_INVERTED_09

Roof Type:

Inverted

Description:

Level Threshold (New) - EPDM

Scale:

NTS

Drawn:

W.Harding


















Date:

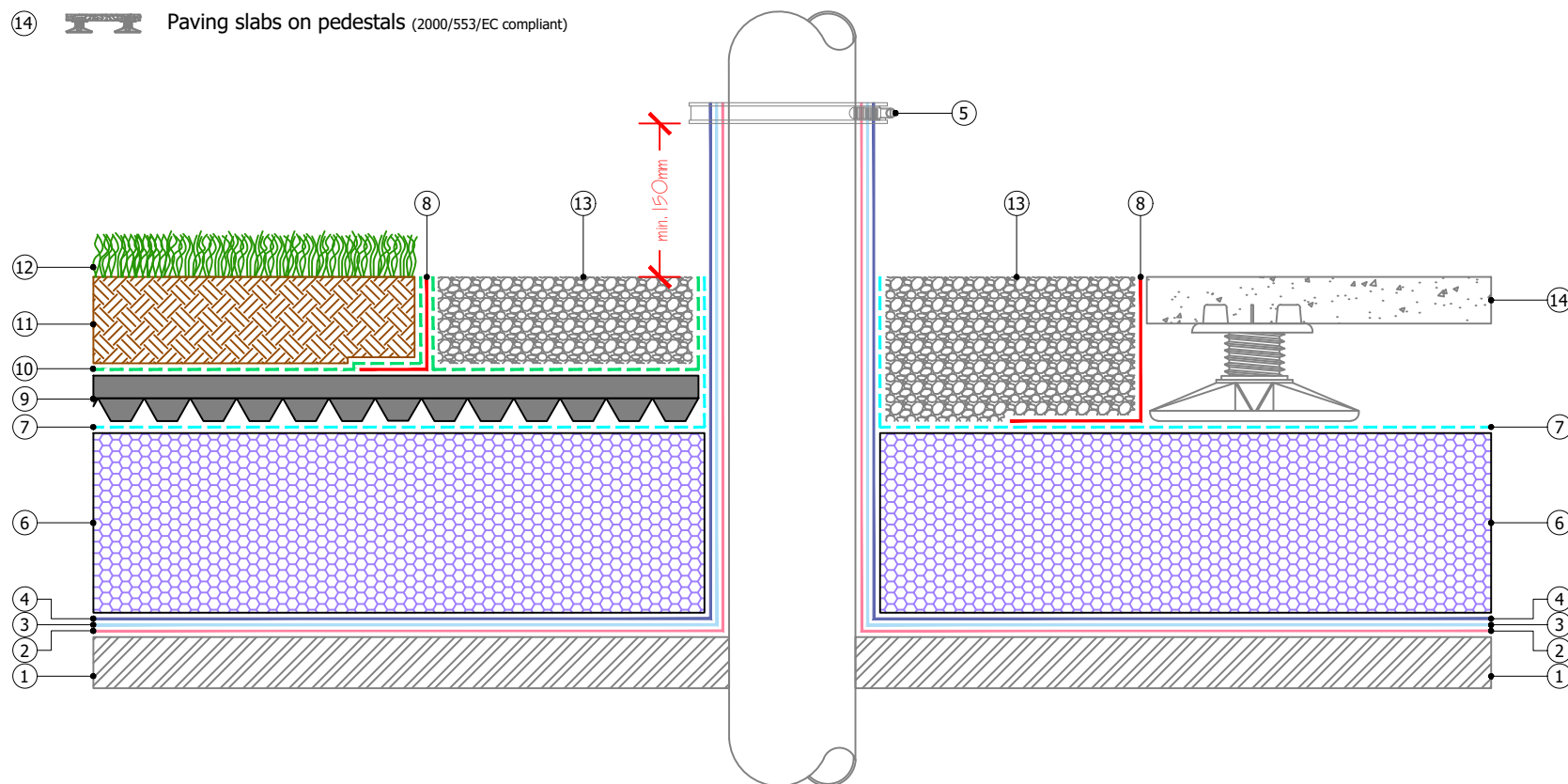
18/06/2025

Pro-BW®



Proteus
WATERPROOFING

- ①  Substrate
- ②  **Pro-Vapour Control/Carrier Membrane SA** and **Pro-Prime® SA** (timber substrate | self-adhesive | Safe2Torch)
- ②  **Pro-Prime® BW** (concrete | asphalt | felt substrates)
- ③  **Pro-BW® Plus Resin** (base coat) with embedded **Pro-Force 450** (reinforcement)
- ③  **Pro-BW® LO Resin** (base coat | low odour) with embedded **Pro-Force 450** (reinforcement)
- ④  **Pro-BW® Plus Resin** (top coat)
- ④  **Pro-BW® LO Resin** (top coat | low odour)
- ⑤  Jubilee Clip (by others)
- ⑥  **Proteus Pro-Therm Insulation** (as per specification)
- ⑦  **Proteus Pro-Therm Low-K** (separation layer)
- ⑧  **Pro-Living® Drainage Trim**
- ⑨  **Pro-Living® Drainage Board**
- ⑩  **Pro-Living® Filter Fleece**
- ⑪  **Pro-Living® Substrate** (min. 80mm settled depth)
- ⑫  **Pro-Living® Vegetation**
- ⑬  **Gravel ballast** (2000/553/EC compliant)
- ⑭  **Paving slabs on pedestals** (2000/553/EC compliant)



Proteus Waterproofing Ltd.

21a Sirdar Road,
Brook Road Industrial Estate,
Rayleigh, Essex, SS6 7XF

Tel: +44 (0)1268 777871

W: www.proteuswaterproofing.co.uk

E: office@proteuswaterproofing.co.uk

**All components are to be prepared
and installed in strict accordance with
Proteus Project Specification**

Notes :
















This drawing is solely intended to illustrate the correct application of Proteus Waterproofing Ltd's products and systems. All other elements bearing reference to structural and/or thermal design within the detail are shown indicatively and should not be used in whole or part for any aspect of project design without consulting the relevant authorities.

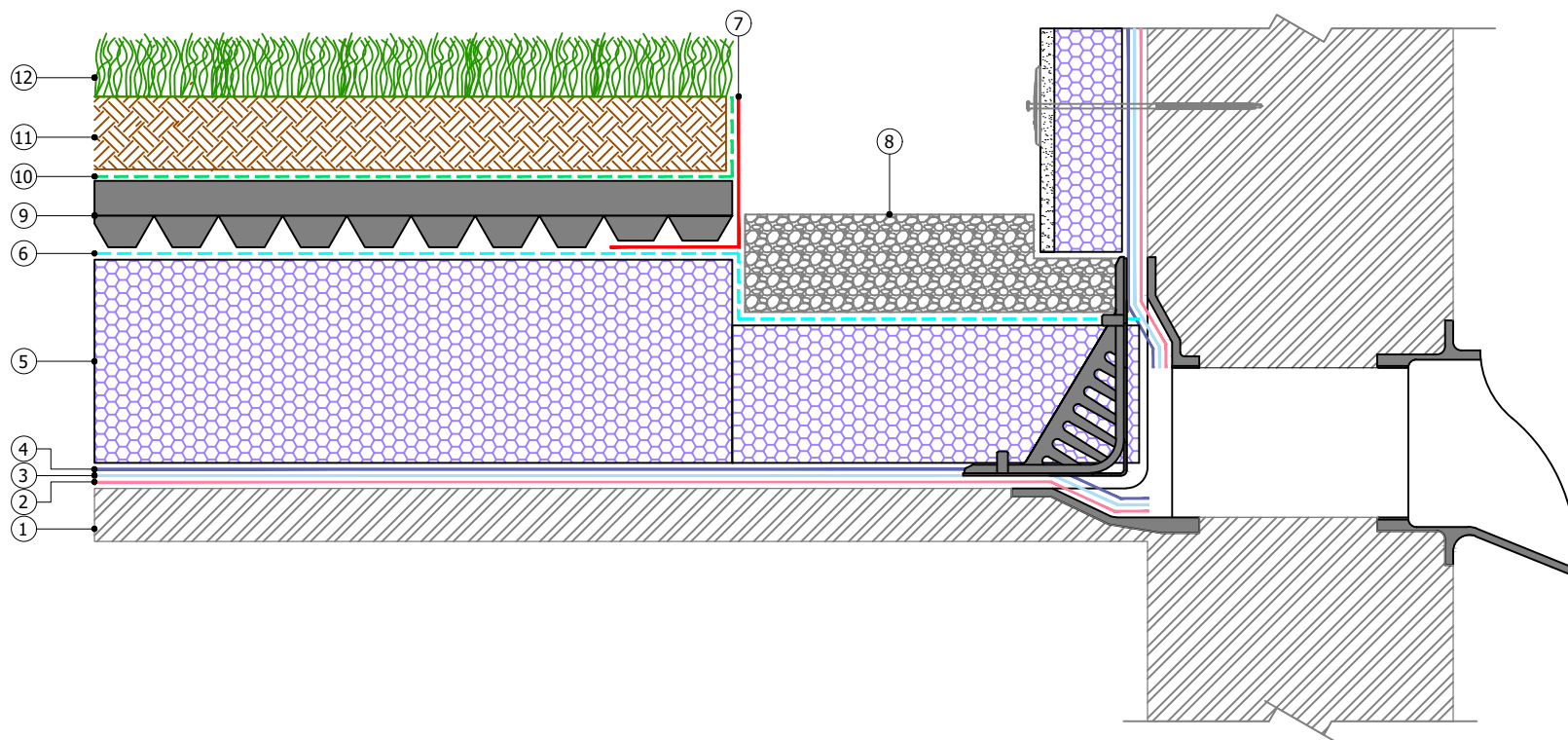
For refurbishment projects, all aspects of the existing roof are deemed to be fully compliant with BS 6229 (Code of practice for flat roofs with continuously supported coverings) or improved upon for instances where these standards are not met.

© This drawing is the copyright of Proteus Waterproofing Ltd.

| | | |
|------------------------------|------------------|-------------------|
| Drawing No.: | | Roof Type: |
| SD_PBW_INVERTED_10 | | Inverted |
| Description: | | |
| Cold Pipe Penetration | | |
| Scale: | Drawn: | Date: |
| NTS | W.Harding | 18/06/2025 |



- ①  Substrate
- ②  **Pro-Vapour Control/Carrier Membrane SA and Pro-Prime® SA** (timber substrate | self-adhesive | Safe2Torch)
- ②  **Pro-Prime® BW** (concrete | asphalt | felt substrates)
- ③  **Pro-BW® Plus Resin** (base coat) with embedded **Pro-Force 450** (reinforcement)
- ③  **Pro-BW® LO Resin** (base coat | low odour) with embedded **Pro-Force 450** (reinforcement)
- ④  **Pro-BW® Plus Resin** (top coat)
- ④  **Pro-BW® LO Resin** (top coat | low odour)
- ⑤  **Proteus Pro-Therm Insulation** (as per specification)
- ⑥  **Proteus Pro-Therm Low-K** (separation layer)
- ⑦  **Pro-Living® Drainage Trim**
- ⑧  **Gravel ballast** (2000/553/EC compliant)
- ⑨  **Pro-Living® Drainage Board**
- ⑩  **Pro-Living® Filter Fleece**
- ⑪  **Pro-Living® Substrate** (min. 80mm settled depth)
- ⑫  **Pro-Living® Vegetation**



Proteus Waterproofing Ltd.

21a Sirdar Road,
Brook Road Industrial Estate,
Rayleigh, Essex, SS6 7XF

Tel: +44 (0)1268 777871

W: www.proteuswaterproofing.co.uk

E: office@proteuswaterproofing.co.uk

All components are to be prepared
and installed in strict accordance with
Proteus Project Specification

Notes :

This drawing is solely intended to illustrate the correct application of Proteus Waterproofing Ltd's products and systems. All other elements bearing reference to structural and/or thermal design within the detail are shown indicatively and should not be used in whole or part for any aspect of project design without consulting the relevant authorities.

For refurbishment projects, all aspects of the existing roof are deemed to be fully compliant with BS 6229 (Code of practice for flat roofs with continuously supported coverings) or improved upon for instances where these standards are not met.

© This drawing is the copyright of Proteus Waterproofing Ltd.

Drawing No.:

SD_PBW_INVERTED_11

Roof Type:

Inverted

Description:

Insulated Parapet Gutter

Scale:

NTS

Drawn:

W.Harding















Date:

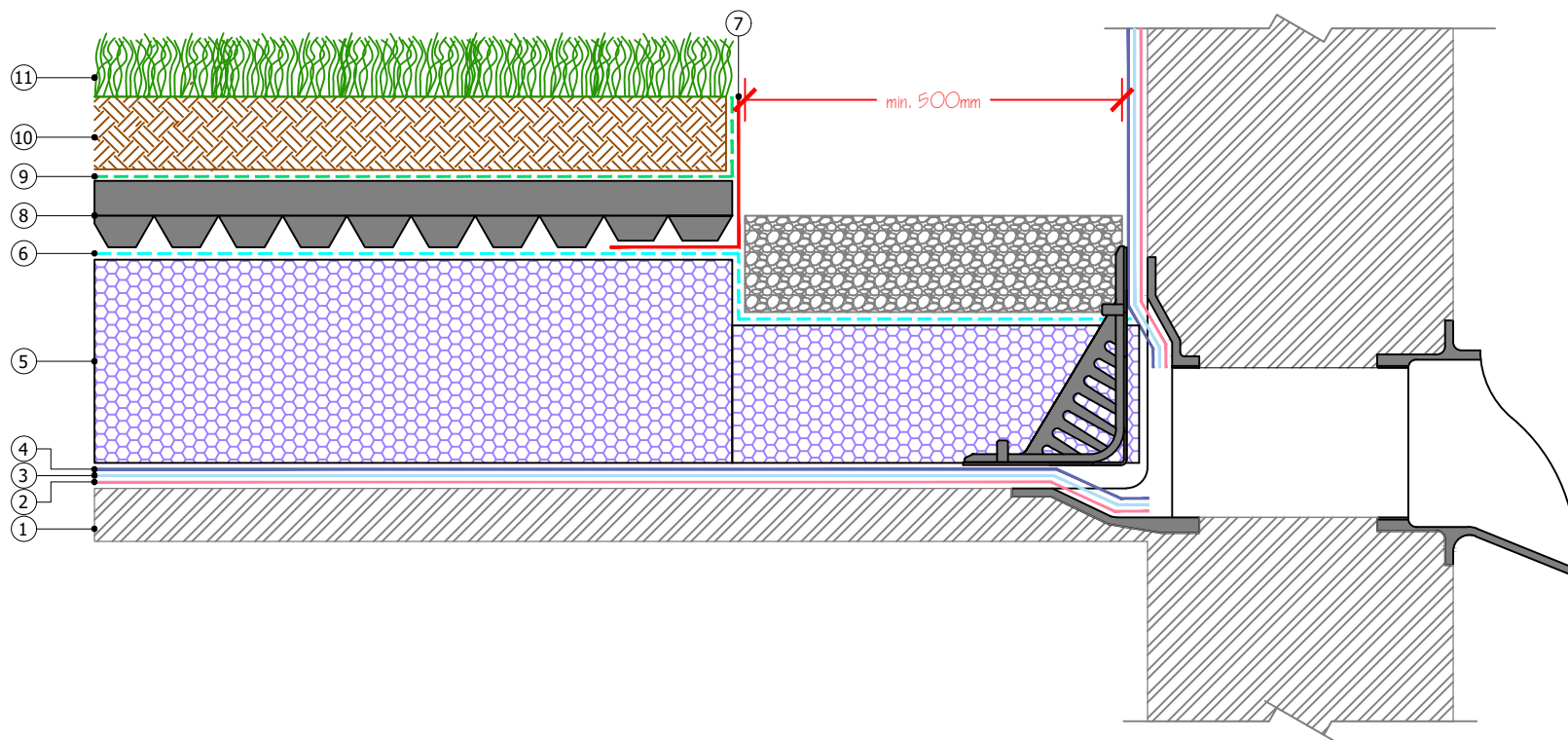
18/06/2025

Pro-BW®



Proteus
WATERPROOFING

- ①  Substrate
- ②  **Pro-Vapour Control/Carrier Membrane SA and Pro-Prime® SA** (timber substrate | self-adhesive | Safe2Torch)
- ②  **Pro-Prime® BW** (concrete | asphalt | felt substrates)
- ③  **Pro-BW® Plus Resin** (base coat) with embedded **Pro-Force 450** (reinforcement)
- ③  **Pro-BW® LO Resin** (base coat | low odour) with embedded **Pro-Force 450** (reinforcement)
- ④  **Pro-BW® Plus Resin** (top coat)
- ④  **Pro-BW® LO Resin** (top coat | low odour)
- ⑤  **Proteus Pro-Therm Insulation** (as per specification)
- ⑥  **Proteus Pro-Therm Low-K** (separation layer)
- ⑦  **Pro-Living® Drainage Trim**
- ⑧  **Pro-Living® Drainage Board**
- ⑨  **Pro-Living® Filter Fleece**
- ⑩  **Pro-Living® Substrate** (min. 80mm settled depth)
- ⑪  **Pro-Living® Vegetation**



Proteus Waterproofing Ltd.

21a Sirdar Road,
Brook Road Industrial Estate,
Rayleigh, Essex, SS6 7XF

Tel: +44 (0)1268 777871

W: www.proteuswaterproofing.co.uk

E: office@proteuswaterproofing.co.uk

All components are to be prepared
and installed in strict accordance with
Proteus Project Specification

Notes :

This drawing is solely intended to illustrate the correct application of Proteus Waterproofing Ltd's products and systems. All other elements bearing reference to structural and/or thermal design within the detail are shown indicatively and should not be used in whole or part for any aspect of project design without consulting the relevant authorities.

For refurbishment projects, all aspects of the existing roof are deemed to be fully compliant with BS 6229 (Code of practice for flat roofs with continuously supported coverings) or improved upon for instances where these standards are not met.

© This drawing is the copyright of Proteus Waterproofing Ltd.

Drawing No.:

SD_PBW_INVERTED_12

Roof Type:

Inverted

Description:

Uninsulated Parapet Outlet

Scale:

NTS

Drawn:

W.Harding

















Date:

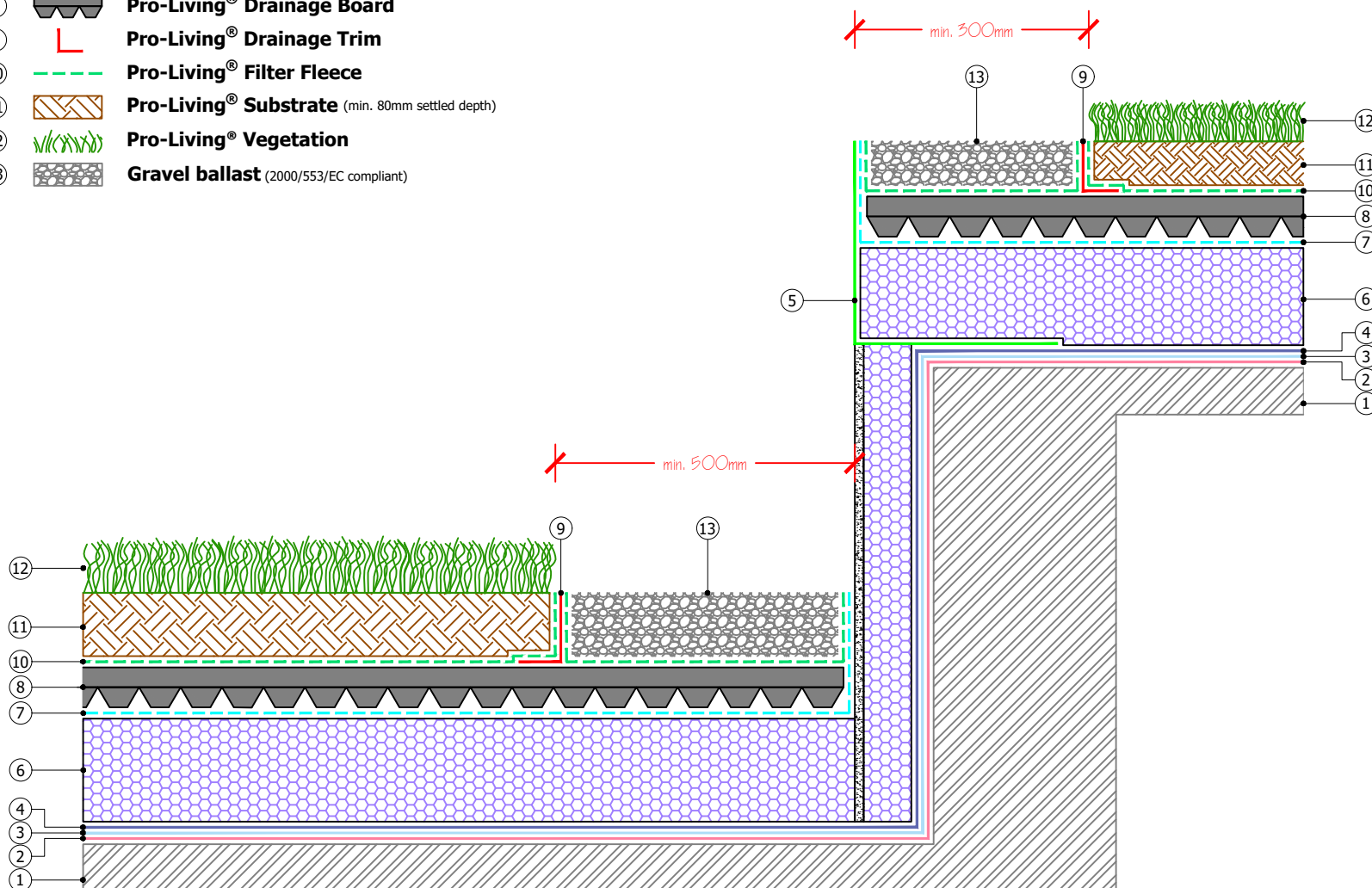
18/06/2025

Pro-BW®



Proteus
WATERPROOFING

- ①  Substrate
- ②  **Pro-Vapour Control/Carrier Membrane SA and Pro-Prime® SA** (timber substrate | self-adhesive | Safe2Torch)
- ③  **Pro-Prime® BW** (concrete | asphalt | felt substrates)
- ③  **Pro-BW® Plus Resin** (base coat) with embedded **Pro-Force 450** (reinforcement)
- ③  **Pro-BW® LO Resin** (base coat | low odour) with embedded **Pro-Force 450** (reinforcement)
- ④  **Pro-BW® Plus Resin** (top coat)
- ④  **Pro-BW® LO Resin** (top coat | low odour)
- ⑤  Metal Angle (by others)
- ⑥  **Proteus Pro-Therm Insulation** (as per specification)
- ⑦  **Proteus Pro-Therm Low-K** (separation layer)
- ⑧  **Pro-Living® Drainage Board**
- ⑨  **Pro-Living® Drainage Trim**
- ⑩  **Pro-Living® Filter Fleece**
- ⑪  **Pro-Living® Substrate** (min. 80mm settled depth)
- ⑫  **Pro-Living® Vegetation**
- ⑬  **Gravel ballast** (2000/553/EC compliant)



Proteus Waterproofing Ltd.

21a Sirdar Road,
Brook Road Industrial Estate,
Rayleigh, Essex, SS6 7XF

Tel: +44 (0)1268 777871

W: www.proteuswaterproofing.co.uk

E: office@proteuswaterproofing.co.uk

All components are to be prepared
and installed in strict accordance with
Proteus Project Specification

Notes :

This drawing is solely intended to illustrate the correct application of Proteus Waterproofing Ltd's products and systems. All other elements bearing reference to structural and/or thermal design within the detail are shown indicatively and should not be used in whole or part for any aspect of project design without consulting the relevant authorities.

For refurbishment projects, all aspects of the existing roof are deemed to be fully compliant with BS 6229 (Code of practice for flat roofs with continuously supported coverings) or improved upon for instances where these standards are not met.

© This drawing is the copyright of Proteus Waterproofing Ltd.

Drawing No.:

SD_PBW_INVERTED_13

Roof Type:

Inverted

Description:

Roof Transition

Scale:

NTS

Drawn:

W.Harding



















Date:

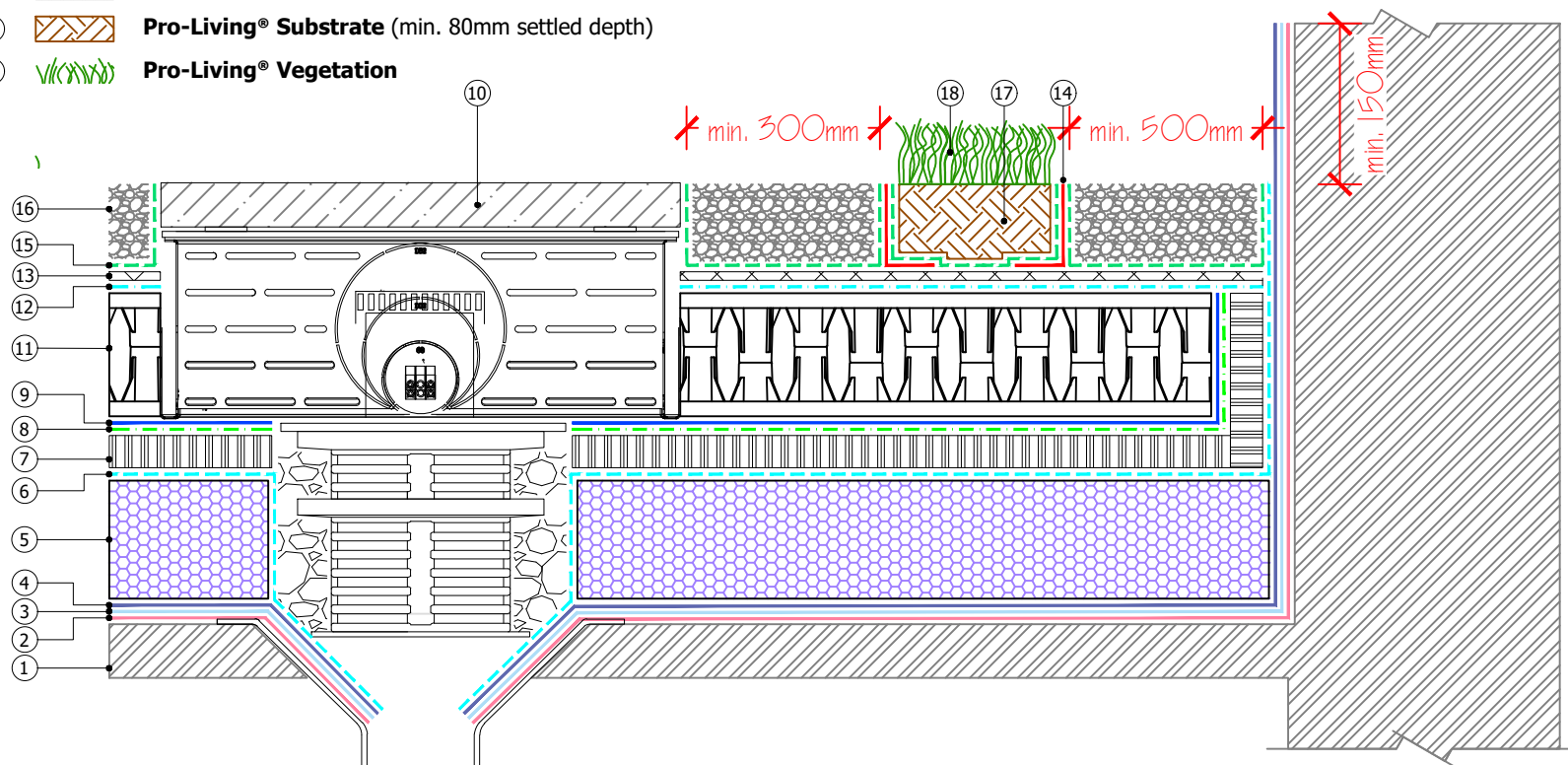
18/06/2025

Pro-BW®



Proteus
WATERPROOFING

- ①  Substrate
- ②  **Pro-Vapour Control/Carrier Membrane SA and Pro-Prime® SA**
- ③  **Pro-BW® Plus Resin** base coat with embedded **Pro-Force 450** reinforcement
- ④  **Pro-BW® Plus Resin** top coat
- ⑤  **Proteus Pro-Therm Insulation (inverted)**
- ⑥  **Proteus Pro-Therm Low-K** (separation layer)
- ⑦  **Pro-Living® Blue Boxx 30mm**
- ⑧  **Pro-Living® Blue Boxx HD-350 Geotextile**
- ⑨  **Pro-Living® Aqua Wrap**
- ⑩  **Pro-Living® Blue Boxx Access/Diffuser Unit**
- ⑪  **Pro-Living® Blue Boxx** (size as per specification design)
- ⑫  **Pro-Living® 125 Geotextile**
- ⑬  **Pro-Living® DR8 Drainage Board**
- ⑭  **Pro-Living® Drainage Trim**
- ⑮  **Pro-Living® Filter Fleece**
- ⑯  **Gravel ballast** (2000/553/EC compliant)
- ⑰  **Pro-Living® Substrate** (min. 80mm settled depth)
- ⑱  **Pro-Living® Vegetation**



Proteus Waterproofing Ltd.

21a Sirdar Road,
Brook Road Industrial Estate,
Rayleigh, Essex, SS6 7XF

Tel: +44 (0)1268 777871

W: www.proteuswaterproofing.co.uk

E: office@proteuswaterproofing.co.uk

All components are to be prepared
and installed in strict accordance with
Proteus Project Specification

Notes :

This drawing is solely intended to illustrate the correct application of Proteus Waterproofing Ltd's products and systems. All other elements bearing reference to structural and/or thermal design within the detail are shown indicatively and should not be used in whole or part for any aspect of project design without consulting the relevant authorities.

For refurbishment projects, all aspects of the existing roof are deemed to be fully compliant with BS 6229 (Code of practice for flat roofs with continuously supported coverings) or improved upon for instances where these standards are not met.

© This drawing is the copyright of Proteus Waterproofing Ltd.

Drawing No.:

SD_PBWP_INVERTED_14

Roof Type:

Inverted

Description:

Blue Roof

Scale:

NTS

Drawn:

W.Harding



















Date:

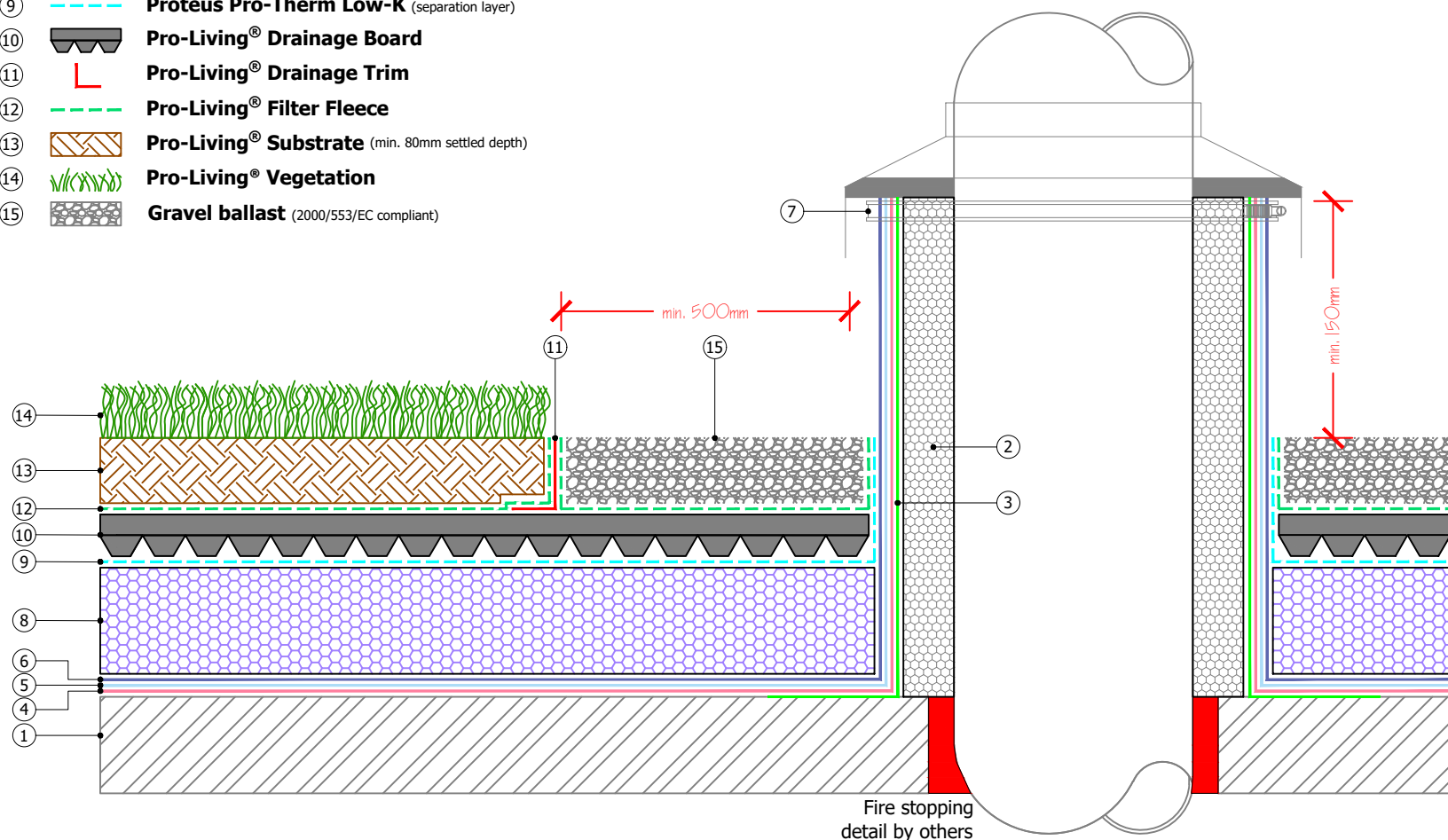
15/04/2025

Pro-BW® Plus



Proteus
WATERPROOFING

- ①  Substrate
- ②  Non-combustible Insulation (by others)
- ③  Metal Angle (by others)
- ④  **Pro-Vapour Control/Carrier Membrane SA and Pro-Prime® SA** (timber substrate | self-adhesive | Safe2Torch)
- ④  **Pro-Prime® BW** (concrete | asphalt | felt substrates)
- ⑤  **Pro-BW® Plus Resin** (base coat) with embedded **Pro-Force 450** (reinforcement)
- ⑤  **Pro-BW® LO Resin** (base coat | low odour) with embedded **Pro-Force 450** (reinforcement)
- ⑥  **Pro-BW® Plus Resin** (top coat)
- ⑥  **Pro-BW® LO Resin** (top coat | low odour)
- ⑦  Jubilee Clip (by others)
- ⑧  **Proteus Pro-Therm Insulation** (as per specification)
- ⑨  **Proteus Pro-Therm Low-K** (separation layer)
- ⑩  **Pro-Living® Drainage Board**
- ⑪  **Pro-Living® Drainage Trim**
- ⑫  **Pro-Living® Filter Fleece**
- ⑬  **Pro-Living® Substrate** (min. 80mm settled depth)
- ⑭  **Pro-Living® Vegetation**
- ⑮  **Gravel ballast** (2000/553/EC compliant)



Proteus Waterproofing Ltd.

21a Sirdar Road,
Brook Road Industrial Estate,
Rayleigh, Essex, SS6 7XF

Tel: +44 (0)1268 777871

W: www.proteuswaterproofing.co.uk

E: office@proteuswaterproofing.co.uk

All components are to be prepared
and installed in strict accordance with
Proteus Project Specification

Notes :

This drawing is solely intended to illustrate the correct application of Proteus Waterproofing Ltd's products and systems. All other elements bearing reference to structural and/or thermal design within the detail are shown indicatively and should not be used in whole or part for any aspect of project design without consulting the relevant authorities.

For refurbishment projects, all aspects of the existing roof are deemed to be fully compliant with BS 6229 (Code of practice for flat roofs with continuously supported coverings) or improved upon for instances where these standards are not met.

© This drawing is the copyright of Proteus Waterproofing Ltd.

Drawing No.:

SD_PBWP_INVERTED_15

Roof Type:

Inverted

Description:

Hot pipe penetration

Scale:

NTS

Drawn:

W.Harding

















Date:

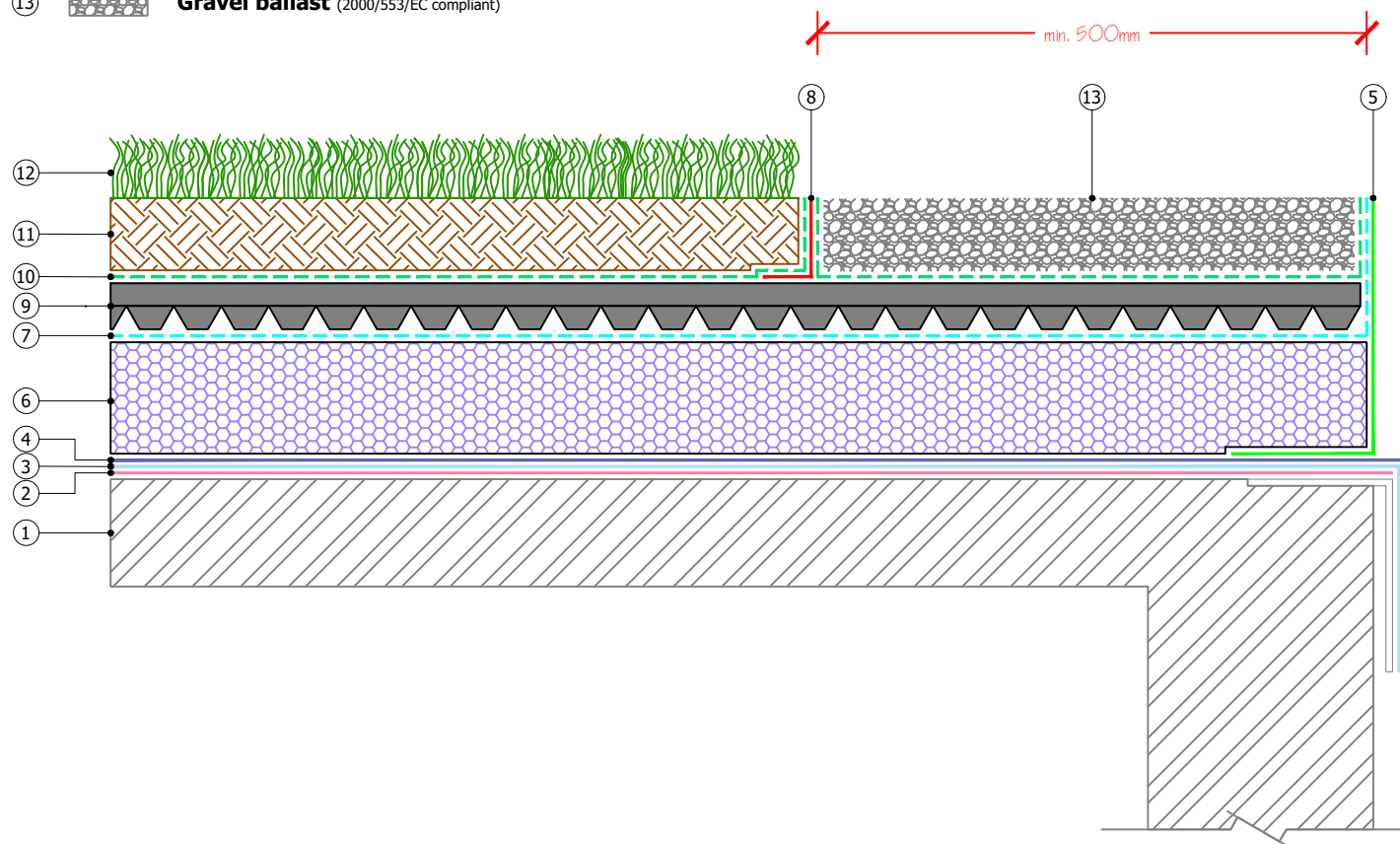
18/06/2025

Pro-BW® Plus



Proteus
WATERPROOFING

- ①  Substrate
- ②  **Pro-Vapour Control/Carrier Membrane SA and Pro-Prime® SA** (timber substrate | self-adhesive | Safe2Torch)
- ③  **Pro-Prime® BW** (concrete | asphalt | felt substrates)
- ③  **Pro-BW® Plus Resin** (base coat) with embedded **Pro-Force 450** (reinforcement)
- ③  **Pro-BW® LO Resin** (base coat | low odour) with embedded **Pro-Force 450** (reinforcement)
- ④  **Pro-BW® Plus Resin** (top coat)
- ④  **Pro-BW® LO Resin** (top coat | low odour)
- ⑤  Metal Angle (by others)
- ⑥  **Proteus Pro-Therm Insulation** (as per specification)
- ⑦  **Proteus Pro-Therm Low-K** (separation layer)
- ⑧  **Pro-Living® Drainage Trim**
- ⑨  **Pro-Living® Drainage Board**
- ⑩  **Pro-Living® Filter Fleece**
- ⑪  **Pro-Living® Substrate** (min. 80mm settled depth)
- ⑫  **Pro-Living® Vegetation**
- ⑬  **Gravel ballast** (2000/553/EC compliant)



Proteus Waterproofing Ltd.

21a Sirdar Road,
Brook Road Industrial Estate,
Rayleigh, Essex, SS6 7XF

Tel: +44 (0)1268 777871

W: www.proteuswaterproofing.co.uk

E: office@proteuswaterproofing.co.uk

All components are to be prepared
and installed in strict accordance with
Proteus Project Specification

Notes :

This drawing is solely intended to illustrate the correct application of Proteus Waterproofing Ltd's products and systems. All other elements bearing reference to structural and/or thermal design within the detail are shown indicatively and should not be used in whole or part for any aspect of project design without consulting the relevant authorities.

For refurbishment projects, all aspects of the existing roof are deemed to be fully compliant with BS 6229 (Code of practice for flat roofs with continuously supported coverings) or improved upon for instances where these standards are not met.

© This drawing is the copyright of Proteus Waterproofing Ltd.

Drawing No.:

SD_PBWP_INVERTED_16

Roof Type:

BUR

Description:

Drip Edge for Lift Overrun

Scale:

NTS

Drawn:

W.Harding
















Date:

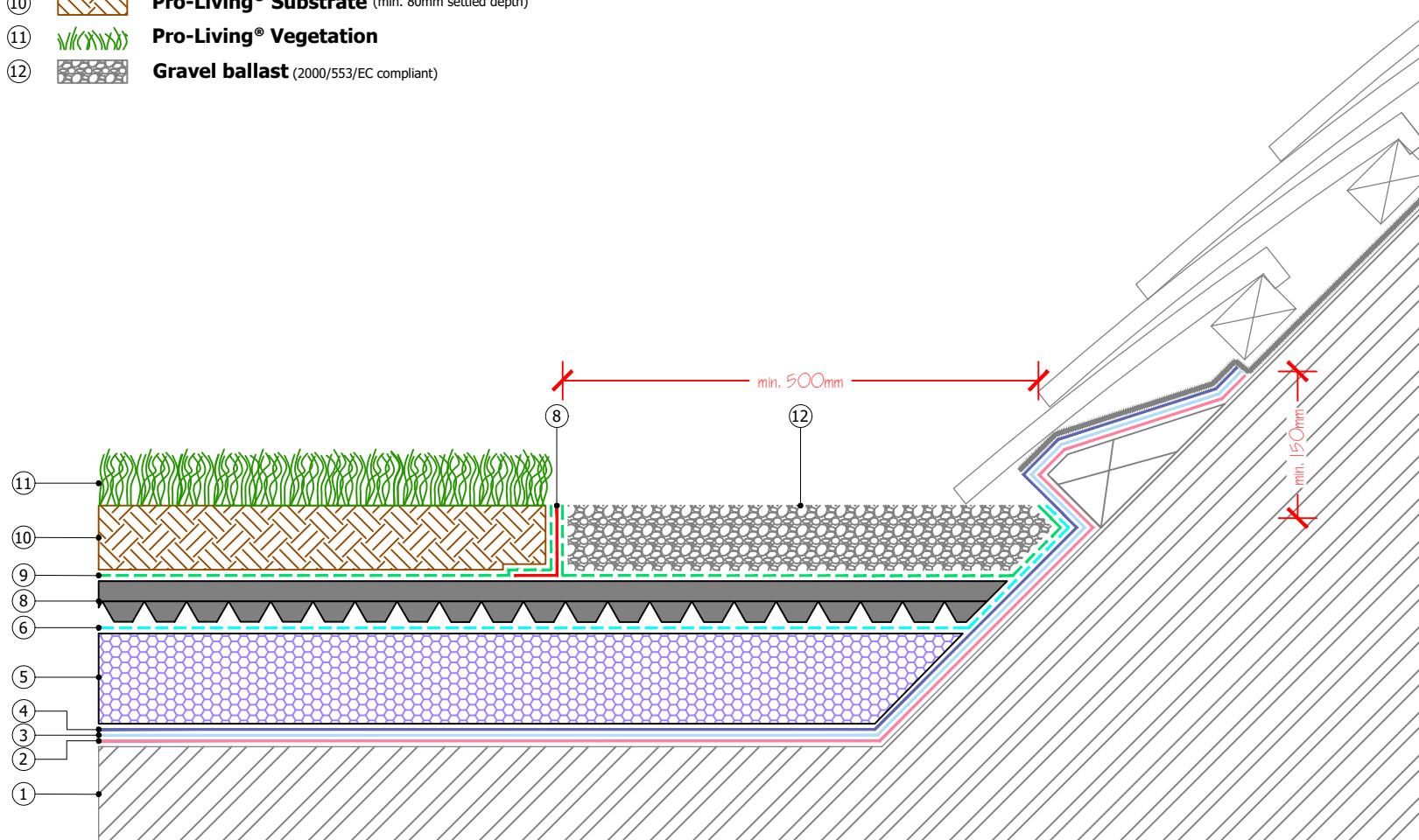
18/06/2025

Pro-BW® Plus



Proteus
WATERPROOFING

- ①  Substrate
- ②  **Pro-Vapour Control/Carrier Membrane SA and Pro-Prime® SA** (timber substrate | self-adhesive | Safe2Torch)
- ②  **Pro-Prime® BW** (concrete | asphalt | felt substrates)
- ③  **Pro-BW® Plus Resin** (base coat) with embedded **Pro-Force 450** (reinforcement)
- ③  **Pro-BW® LO Resin** (base coat | low odour) with embedded **Pro-Force 450** (reinforcement)
- ④  **Pro-BW® Plus Resin** (top coat)
- ④  **Pro-BW® LO Resin** (top coat | low odour)
- ⑤  **Proteus Pro-Therm Insulation** (as per specification)
- ⑥  **Proteus Pro-Therm Low-K** (separation layer)
- ⑦  **Pro-Living® Drainage Board**
- ⑧  **Pro-Living® Drainage Trim**
- ⑨  **Pro-Living® Filter Fleece**
- ⑩  **Pro-Living® Substrate** (min. 80mm settled depth)
- ⑪  **Pro-Living® Vegetation**
- ⑫  **Gravel ballast** (2000/553/EC compliant)



Proteus Waterproofing Ltd.

21a Sirdar Road,
Brook Road Industrial Estate,
Rayleigh, Essex, SS6 7XF

Tel: +44 (0)1268 777871

W: www.proteuswaterproofing.co.uk

E: office@proteuswaterproofing.co.uk

All components are to be prepared
and installed in strict accordance with
Proteus Project Specification

Notes :

This drawing is solely intended to illustrate the correct application of Proteus Waterproofing Ltd's products and systems. All other elements bearing reference to structural and/or thermal design within the detail are shown indicatively and should not be used in whole or part for any aspect of project design without consulting the relevant authorities.

For refurbishment projects, all aspects of the existing roof are deemed to be fully compliant with BS 6229 (Code of practice for flat roofs with continuously supported coverings) or improved upon for instances where these standards are not met.

© This drawing is the copyright of Proteus Waterproofing Ltd.

Drawing No.:

SD_PBWP_INVERTED_17

Roof Type:

BUR

Description:

Upstand/Layboard to Pitched Roof

Scale:

NTS

Drawn:

W.Harding

















Date:

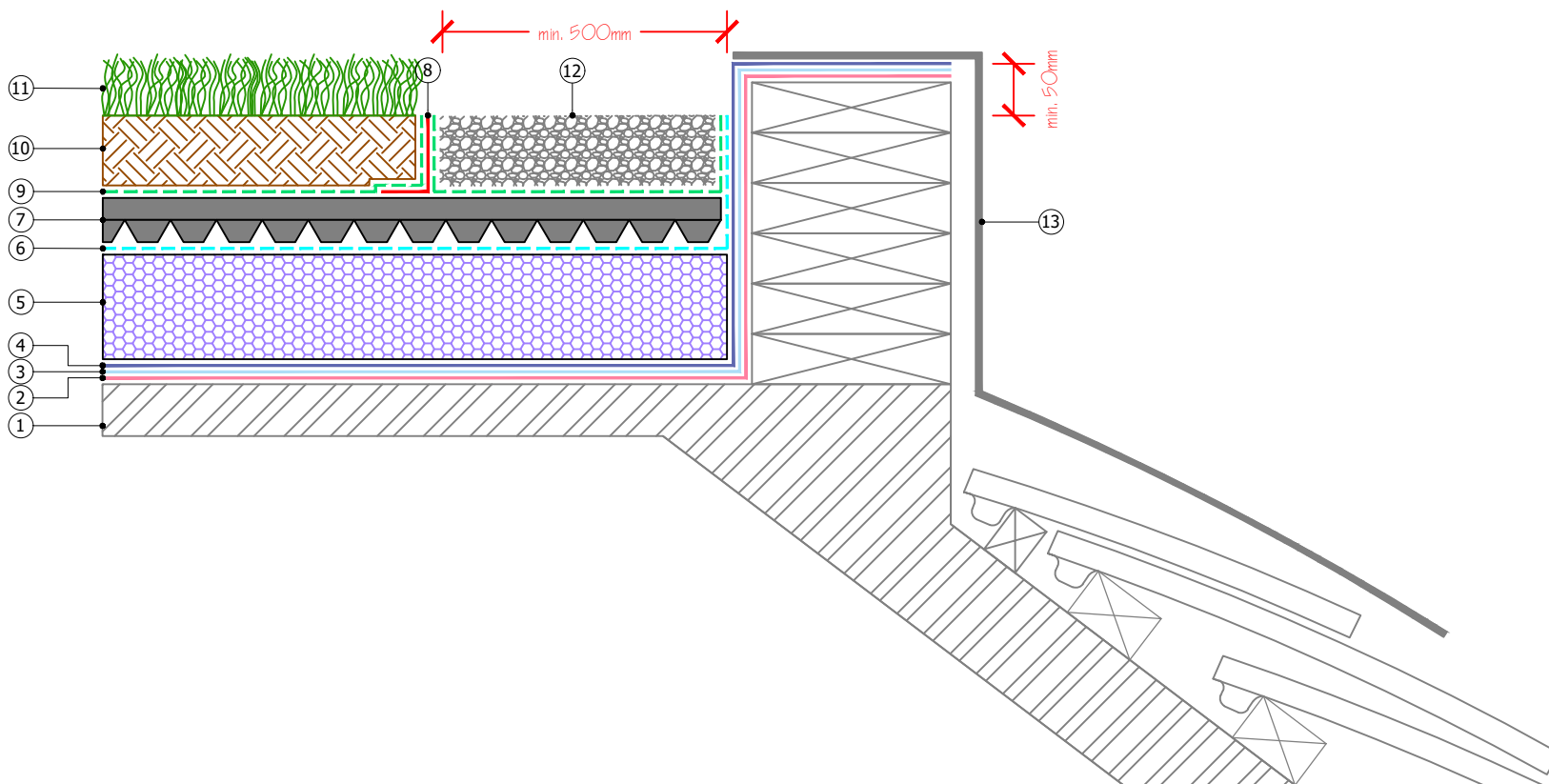
18/06/2025

Pro-BW® Plus



Proteus
WATERPROOFING

- ①  Substrate
- ②  **Pro-Vapour Control/Carrier Membrane SA and Pro-Prime® SA** (timber substrate | self-adhesive | Safe2Torch)
- ②  **Pro-Prime® BW** (concrete | asphalt | felt substrates)
- ③  **Pro-BW® Plus Resin** (base coat) with embedded **Pro-Force 450** (reinforcement)
- ③  **Pro-BW® LO Resin** (base coat | low odour) with embedded **Pro-Force 450** (reinforcement)
- ④  **Pro-BW® Plus Resin** (top coat)
- ④  **Pro-BW® LO Resin** (top coat | low odour)
- ⑤  **Proteus Pro-Therm Insulation** (as per specification)
- ⑥  **Proteus Pro-Therm Low-K** (separation layer)
- ⑦  **Pro-Living® Drainage Board**
- ⑧  **Pro-Living® Drainage Trim**
- ⑨  **Pro-Living® Filter Fleece**
- ⑩  **Pro-Living® Substrate** (min. 80mm settled depth)
- ⑪  **Pro-Living® Vegetation**
- ⑫  **Gravel ballast** (2000/553/EC compliant)
- ⑬  **Flashing** (by others)



Proteus Waterproofing Ltd.

21a Sirdar Road,
Brook Road Industrial Estate,
Rayleigh, Essex, SS6 7XF

Tel: +44 (0)1268 777871

W: www.proteuswaterproofing.co.uk

E: office@proteuswaterproofing.co.uk

All components are to be prepared
and installed in strict accordance with
Proteus Project Specification

Notes :

This drawing is solely intended to illustrate the correct application of Proteus Waterproofing Ltd's products and systems. All other elements bearing reference to structural and/or thermal design within the detail are shown indicatively and should not be used in whole or part for any aspect of project design without consulting the relevant authorities.

For refurbishment projects, all aspects of the existing roof are deemed to be fully compliant with BS 6229 (Code of practice for flat roofs with continuously supported coverings) or improved upon for instances where these standards are not met.

© This drawing is the copyright of Proteus Waterproofing Ltd.

Drawing No.:

SD_PBWP_INVERTED_18

Roof Type:

BUR

Description:

Perimeter Mansard

Scale:

NTS

Drawn:

W.Harding


















Date:

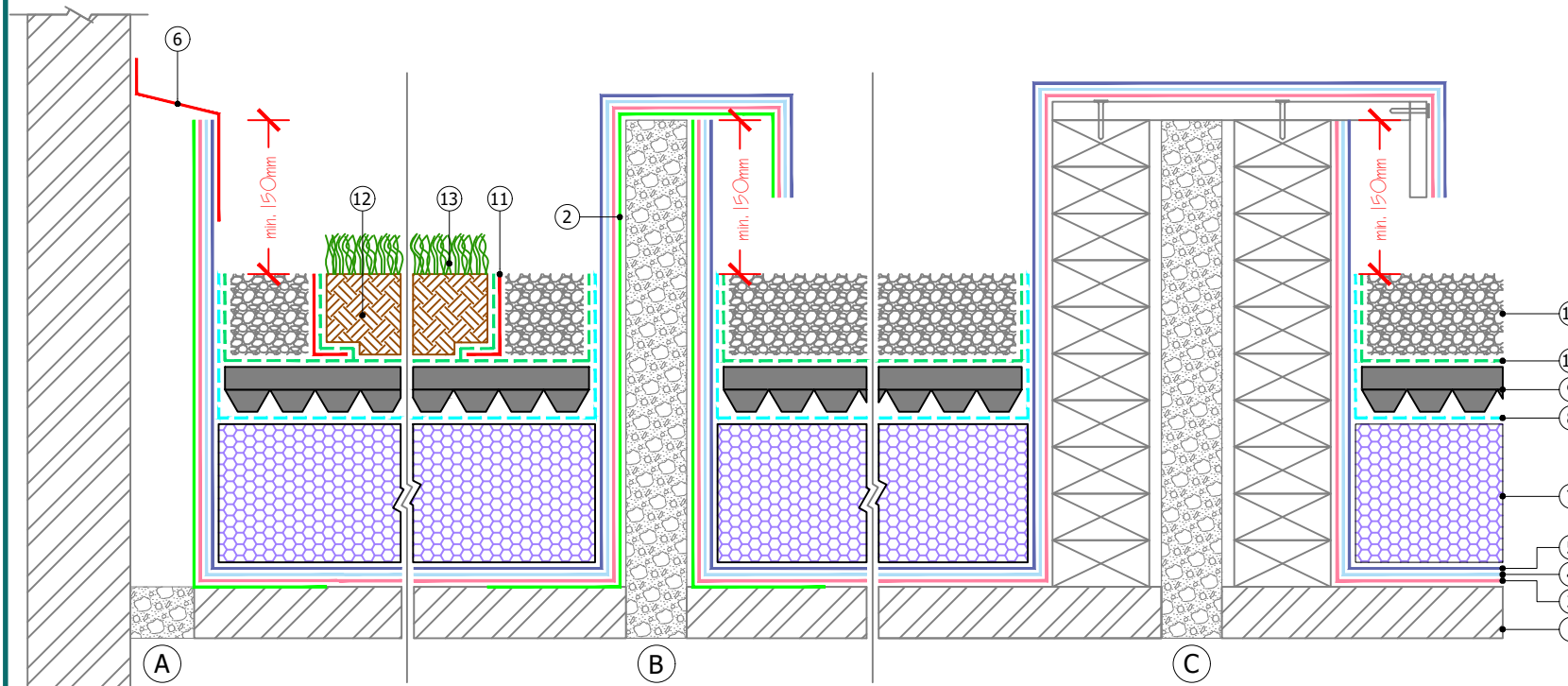
18/06/2025

Pro-BW® Plus



Proteus
WATERPROOFING

- ①  Substrate
- ②  Metal Angle (by others)
- ③  **Pro-Vapour Control/Carrier Membrane SA and Pro-Prime® SA** (timber substrate | self-adhesive | Safe2Torch)
- ③  **Pro-Prime® BW** (concrete | asphalt | felt substrates)
- ④  **Pro-BW® Plus Resin** base coat with embedded **Pro-Force 450** reinforcement
- ④  **Pro-BW® LO Resin** base coat with embedded **Pro-Force 450** reinforcement (low odour)
- ⑤  **Pro-BW® Plus Resin** top coat
- ⑤  **Pro-BW® LO Resin** top coat (low odour)
- ⑥  Flashing (by others)
- ⑦  **Proteus Pro-Therm Insulation** (as per specification)
- ⑧  **Proteus Pro-Therm Low-K** (separation layer)
- ⑨  **Pro-Living® Drainage Board**
- ⑩  **Pro-Living® Filter Fleece**
- ⑪  **Pro-Living® Drainage Trim**
- ⑫  **Pro-Living® Substrate** (min. 80mm settled depth)
- ⑬  **Pro-Living® Vegetation**
- ⑭  **Gravel ballast** (2000/553/EC compliant)



Proteus Waterproofing Ltd.

21a Sirdar Road,
Brook Road Industrial Estate,
Rayleigh, Essex, SS6 7XF

Tel: +44 (0)1268 777871

W: www.proteuswaterproofing.co.uk

E: office@proteuswaterproofing.co.uk

All components are to be prepared
and installed in strict accordance with
Proteus Project Specification

Notes :

This drawing is solely intended to illustrate the correct application of Proteus Waterproofing Ltd's products and systems. All other elements bearing reference to structural and/or thermal design within the detail are shown indicatively and should not be used in whole or part for any aspect of project design without consulting the relevant authorities.

For refurbishment projects, all aspects of the existing roof are deemed to be fully compliant with BS 6229 (Code of practice for flat roofs with continuously supported coverings) or improved upon for instances where these standards are not met.















© This drawing is the copyright of Proteus Waterproofing Ltd.

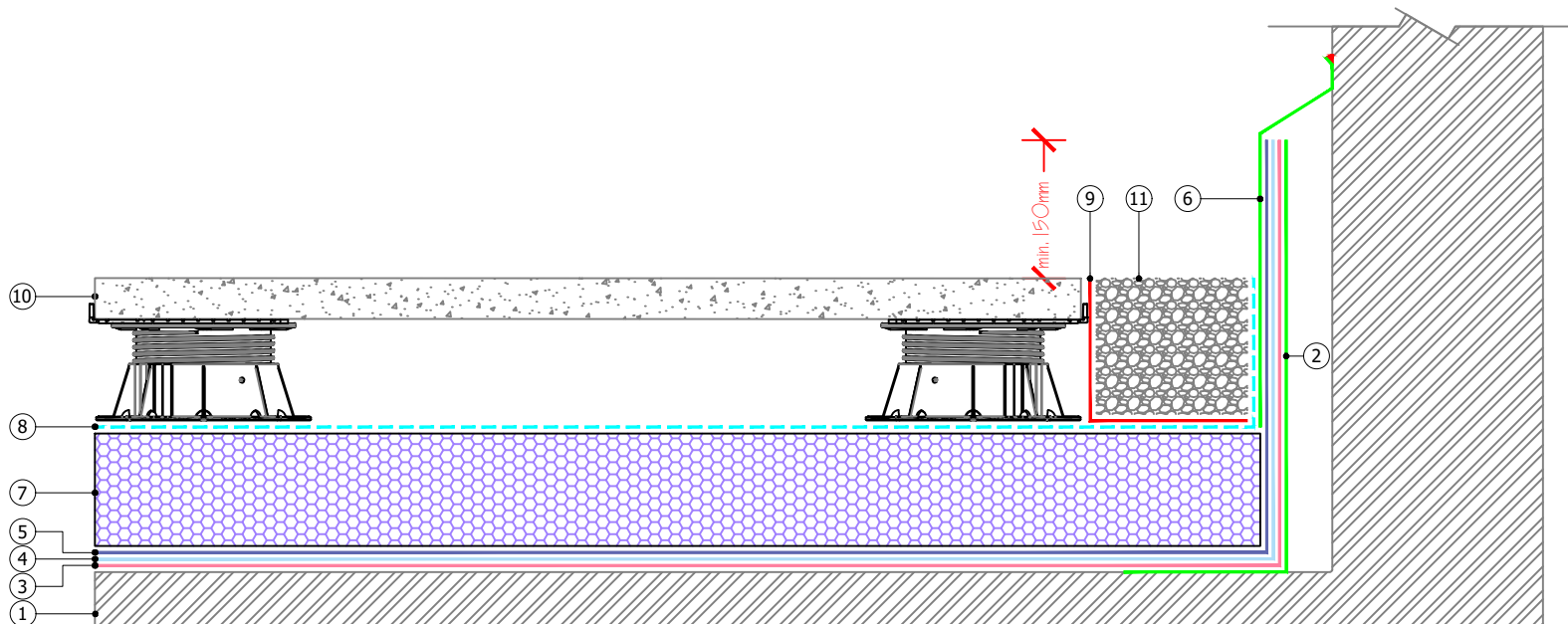
| | | |
|----------------------------|------------------|-------------------|
| Drawing No.: | | Roof Type: |
| SD_PBWP_INVERTED_23 | | Inverted |
| Description: | | |
| Expansion Joints | | |
| Scale: | Drawn: | Date: |
| NTS | W.Harding | 18/06/2025 |

Pro-BW® Plus



Proteus
WATERPROOFING

- ①  Substrate
- ②  Metal Angle (by others)
- ③  **Pro-Vapour Control/Carrier Membrane SA and Pro-Prime® SA** (timber substrate | self-adhesive | Safe2Torch)
- ③  **Pro-Prime® BW** (concrete | asphalt | felt substrates)
- ④  **Pro-BW® Plus Resin** base coat with embedded **Pro-Force 450** reinforcement
- ④  **Pro-BW® LO Resin** base coat with embedded **Pro-Force 450** reinforcement (low odour)
- ⑤  **Pro-BW® Plus Resin** top coat
- ⑤  **Pro-BW® LO Resin** top coat (low odour)
- ⑥  Metal Flashing and Sealant (by others)
- ⑦  **Proteus Pro-Therm Insulation** (as per specification)
- ⑧  **Proteus Pro-Therm Low-K** (separation layer)
- ⑨  **Pro-Living® Drainage Trim**
- ⑩  Paving slabs on pedestals (2000/553/EC compliant)
- ⑪  **Gravel ballast** (2000/553/EC compliant)



Proteus Waterproofing Ltd.

21a Sirdar Road,
Brook Road Industrial Estate,
Rayleigh, Essex, SS6 7XF

Tel: +44 (0)1268 777871

W: www.proteuswaterproofing.co.uk

E: office@proteuswaterproofing.co.uk

All components are to be prepared
and installed in strict accordance with
Proteus Project Specification

Notes :

This drawing is solely intended to illustrate the correct application of Proteus Waterproofing Ltd's products and systems. All other elements bearing reference to structural and/or thermal design within the detail are shown indicatively and should not be used in whole or part for any aspect of project design without consulting the relevant authorities.

For refurbishment projects, all aspects of the existing roof are deemed to be fully compliant with BS 6229 (Code of practice for flat roofs with continuously supported coverings) or improved upon for instances where these standards are not met.

© This drawing is the copyright of Proteus Waterproofing Ltd.

Drawing No.:

SD_PBWP_INVERTED_24

Roof Type:

Inverted

Description:

Independant Upstand

Scale:

NTS

Drawn:

W.Harding
















Date:

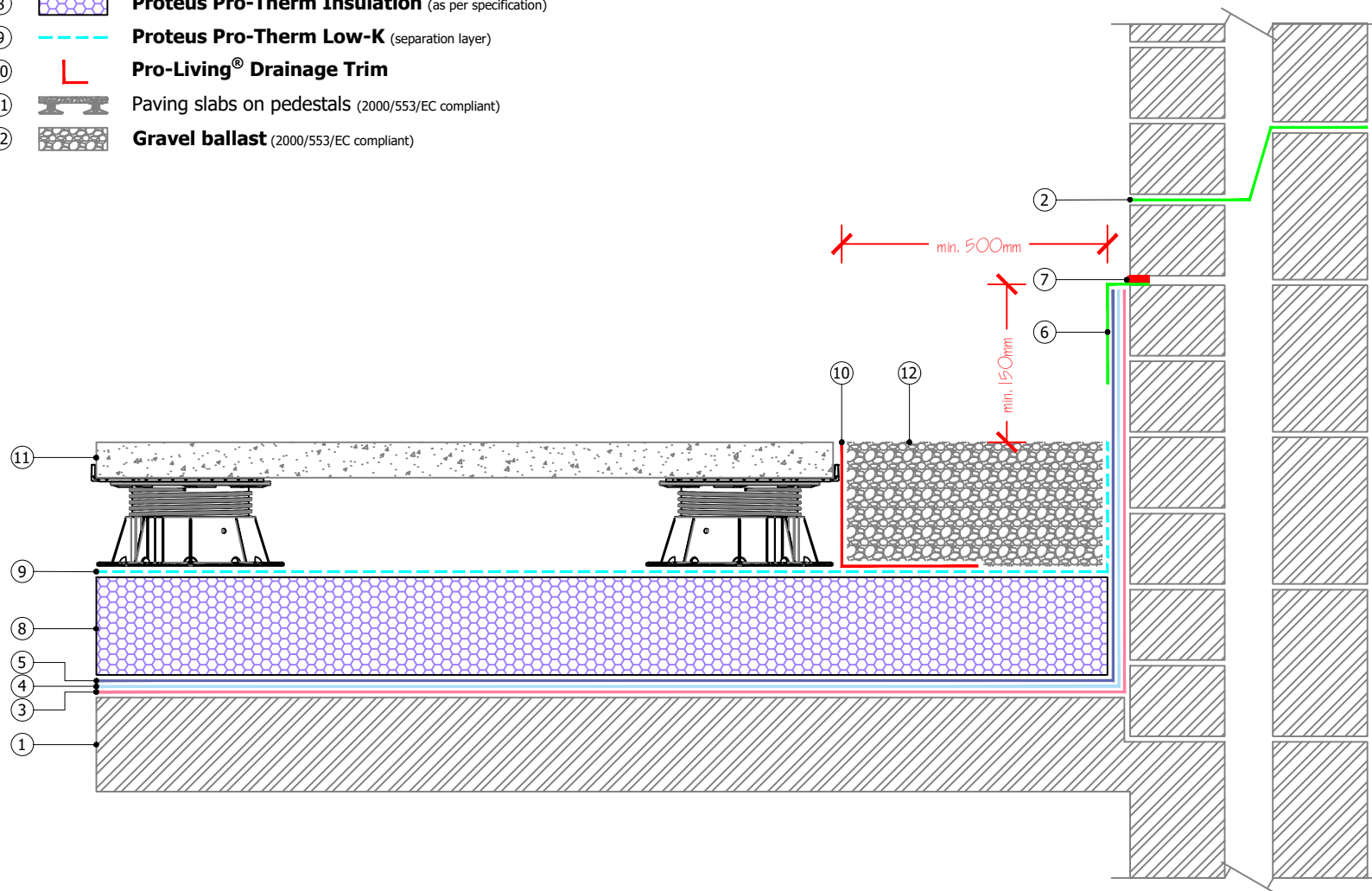
18/06/2025

Pro-BW® Plus



Proteus
WATERPROOFING

- ①  Substrate
- ②  Metal Flashing (by others)
- ③  **Pro-Vapour Control/Carrier Membrane SA and Pro-Prime® SA** (timber substrate | self-adhesive | Safe2Torch)
- ③  **Pro-Prime® BW** (concrete | asphalt | felt substrates)
- ④  **Pro-BW® Plus Resin** (base coat) with embedded **Pro-Force 450** (reinforcement)
- ④  **Pro-BW® LO Resin** (base coat | low odour) with embedded **Pro-Force 450** (reinforcement)
- ⑤  **Pro-BW® Plus Resin** (top coat)
- ⑤  **Pro-BW® LO Resin** (top coat | low odour)
- ⑥  Metal Flashing (by others)
- ⑦  **Proteus Sealant**
- ⑧  **Proteus Pro-Therm Insulation** (as per specification)
- ⑨  **Proteus Pro-Therm Low-K** (separation layer)
- ⑩  **Pro-Living® Drainage Trim**
- ⑪  Paving slabs on pedestals (2000/553/EC compliant)
- ⑫  **Gravel ballast** (2000/553/EC compliant)



Proteus Waterproofing Ltd.

21a Sirdar Road,
Brook Road Industrial Estate,
Rayleigh, Essex, SS6 7XF

Tel: +44 (0)1268 777871

W: www.proteuswaterproofing.co.uk

E: office@proteuswaterproofing.co.uk

All components are to be prepared
and installed in strict accordance with
Proteus Project Specification

Notes :

This drawing is solely intended to illustrate the correct application of Proteus Waterproofing Ltd's products and systems. All other elements bearing reference to structural and/or thermal design within the detail are shown indicatively and should not be used in whole or part for any aspect of project design without consulting the relevant authorities.

For refurbishment projects, all aspects of the existing roof are deemed to be fully compliant with BS 6229 (Code of practice for flat roofs with continuously supported coverings) or improved upon for instances where these standards are not met.

© This drawing is the copyright of Proteus Waterproofing Ltd.

Drawing No.:

SD_PBPW_INVERTED_26

Roof Type:

Inverted

Description:

Cavity Tray

Scale:

NTS

Drawn:

W.Harding

















Date:

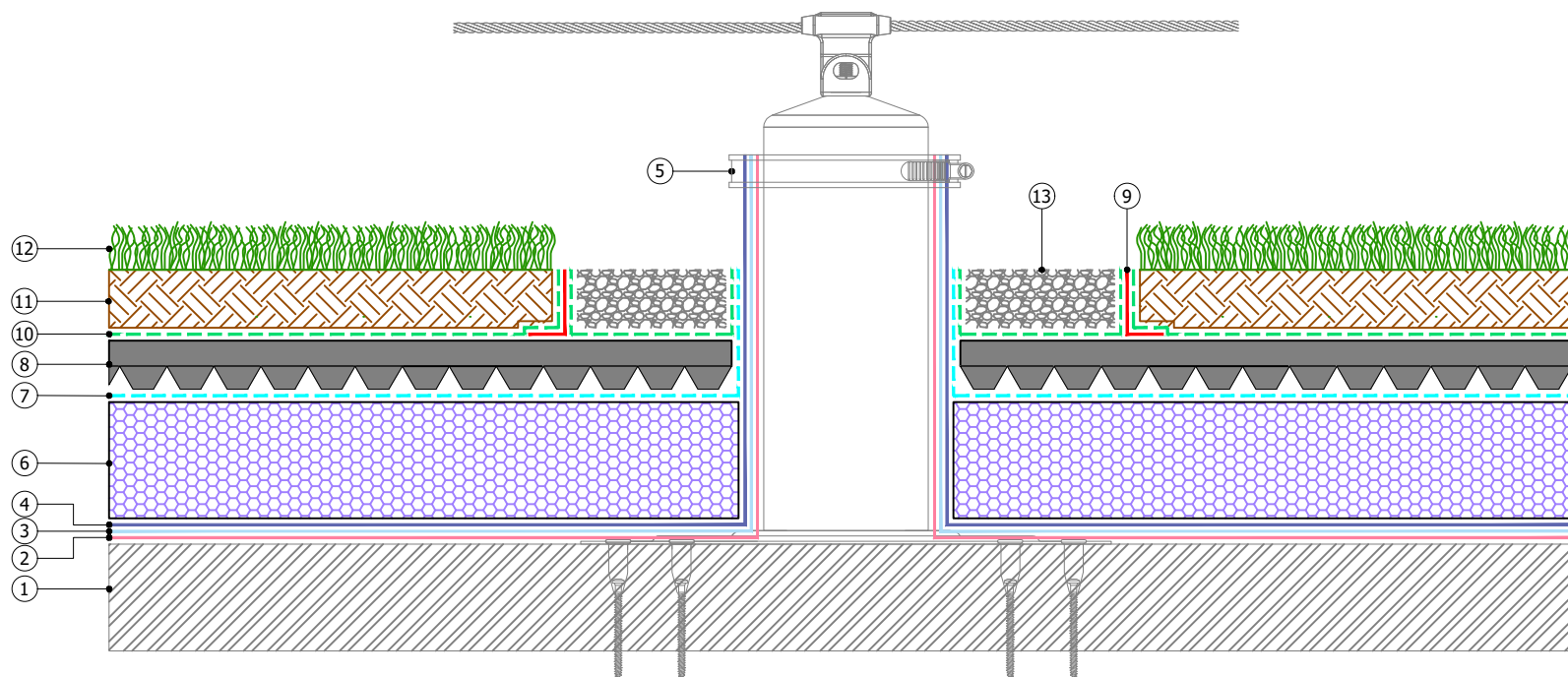
18/06/2025

Pro-BW® Plus



Proteus
WATERPROOFING

- ①  Substrate
- ②  **Pro-Vapour Control/Carrier Membrane SA and Pro-Prime® SA** (timber substrate | self-adhesive | Safe2Torch)
- ②  **Pro-Prime® BW** (concrete | asphalt | felt substrates)
- ③  **Pro-BW® Plus Resin** (base coat) with embedded **Pro-Force 450** (reinforcement)
- ③  **Pro-BW® LO Resin** (base coat | low odour) with embedded **Pro-Force 450** (reinforcement)
- ④  **Pro-BW® Plus Resin** (top coat)
- ④  **Pro-BW® LO Resin** (top coat | low odour)
- ⑤  Jubilee Clip (by others)
- ⑥  **Proteus Pro-Therm Insulation** (as per specification)
- ⑦  **Proteus Pro-Therm Low-K** (separation layer)
- ⑧  **Pro-Living® Drainage Board**
- ⑨  **Pro-Living® Drainage Trim**
- ⑩  **Pro-Living® Filter Fleece**
- ⑪  **Pro-Living® Substrate** (min. 80mm settled depth)
- ⑫  **Pro-Living® Vegetation**
- ⑬  **Gravel ballast** (2000/553/EC compliant)



Proteus Waterproofing Ltd.

21a Sirdar Road,
Brook Road Industrial Estate,
Rayleigh, Essex, SS6 7XF

Tel: +44 (0)1268 777871

W: www.proteuswaterproofing.co.uk

E: office@proteuswaterproofing.co.uk

**All components are to be prepared
and installed in strict accordance with
Proteus Project Specification**

Notes :

This drawing is solely intended to illustrate the correct application of Proteus Waterproofing Ltd's products and systems. All other elements bearing reference to structural and/or thermal design within the detail are shown indicatively and should not be used in whole or part for any aspect of project design without consulting the relevant authorities.

For refurbishment projects, all aspects of the existing roof are deemed to be fully compliant with BS 6229 (Code of practice for flat roofs with continuously supported coverings) or improved upon for instances where these standards are not met.

© This drawing is the copyright of Proteus Waterproofing Ltd.

Drawing No.:

SD_PBWP_INVERTED_27

Roof Type:

Inverted

Description:

Fall Arrest System

Scale:
NTS

Drawn:
W.Harding

Date:
18/06/2025

Pro-BW® Plus



Proteus
WATERPROOFING