











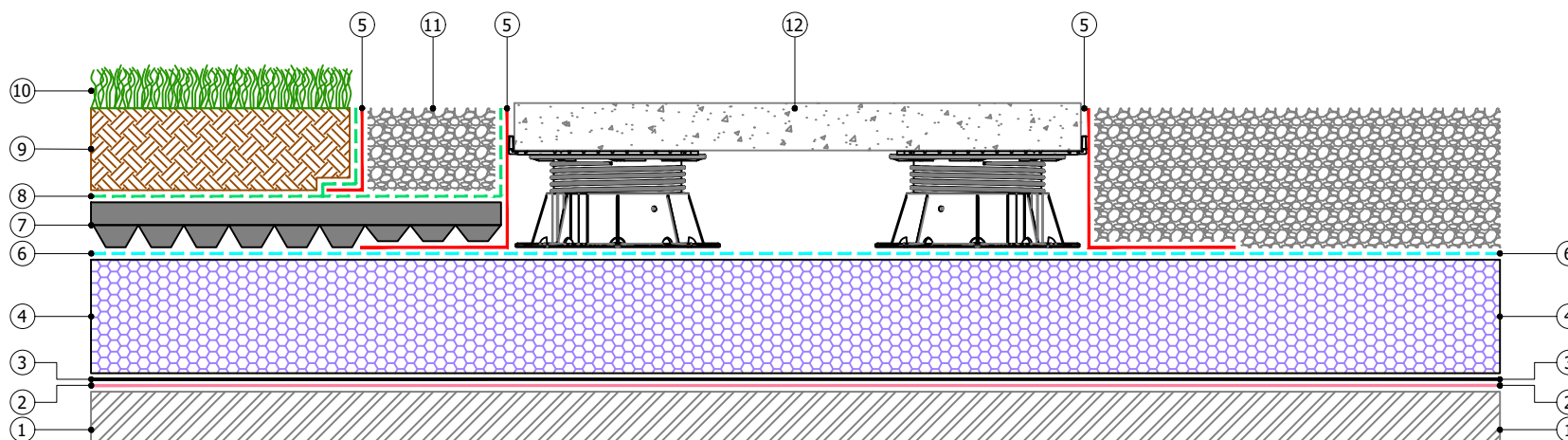


- ①  Substrate
- ②  **Pro-Vapour Control/Carrier Membrane SA and Pro-Prime® SA**
- ③  **Cold Melt®**
- ④  **Proteus Pro-Therm Insulation** (as per specification)
- ⑤  **Pro-Living® Drainage Trim**
- ⑥  **Proteus Pro-Therm Low-K** (separation layer)
- ⑦  **Pro-Living® Drainage Board**
- ⑧  **Pro-Living® Filter Fleece**
- ⑨  **Pro-Living® Substrate** (min. 80mm settled depth)
- ⑩  **Pro-Living® Vegetation**
- ⑪  **Gravel ballast** (2000/553/EC compliant)
- ⑫  **Paving slabs on pedestals** (2000/553/EC compliant)



## Proteus Waterproofing Ltd.

21a Sirdar Road,  
Brook Road Industrial Estate,  
Rayleigh, Essex, SS6 7XF

Tel: +44 (0)1268 777871

W: [www.proteuswaterproofing.co.uk](http://www.proteuswaterproofing.co.uk)

E: [office@proteuswaterproofing.co.uk](mailto:office@proteuswaterproofing.co.uk)

All components are to be prepared  
and installed in strict accordance with  
**Proteus Project Specification**

### Notes :

This drawing is solely intended to illustrate the correct application of Proteus Waterproofing Ltd's products and systems. All other elements bearing reference to structural and/or thermal design within the detail are shown indicatively and should not be used in whole or part for any aspect of project design without consulting the relevant authorities.










For refurbishment projects, all aspects of the existing roof are deemed to be fully compliant with BS 6229 (Code of practice for flat roofs with continuously supported coverings) or improved upon for instances where these standards are not met.

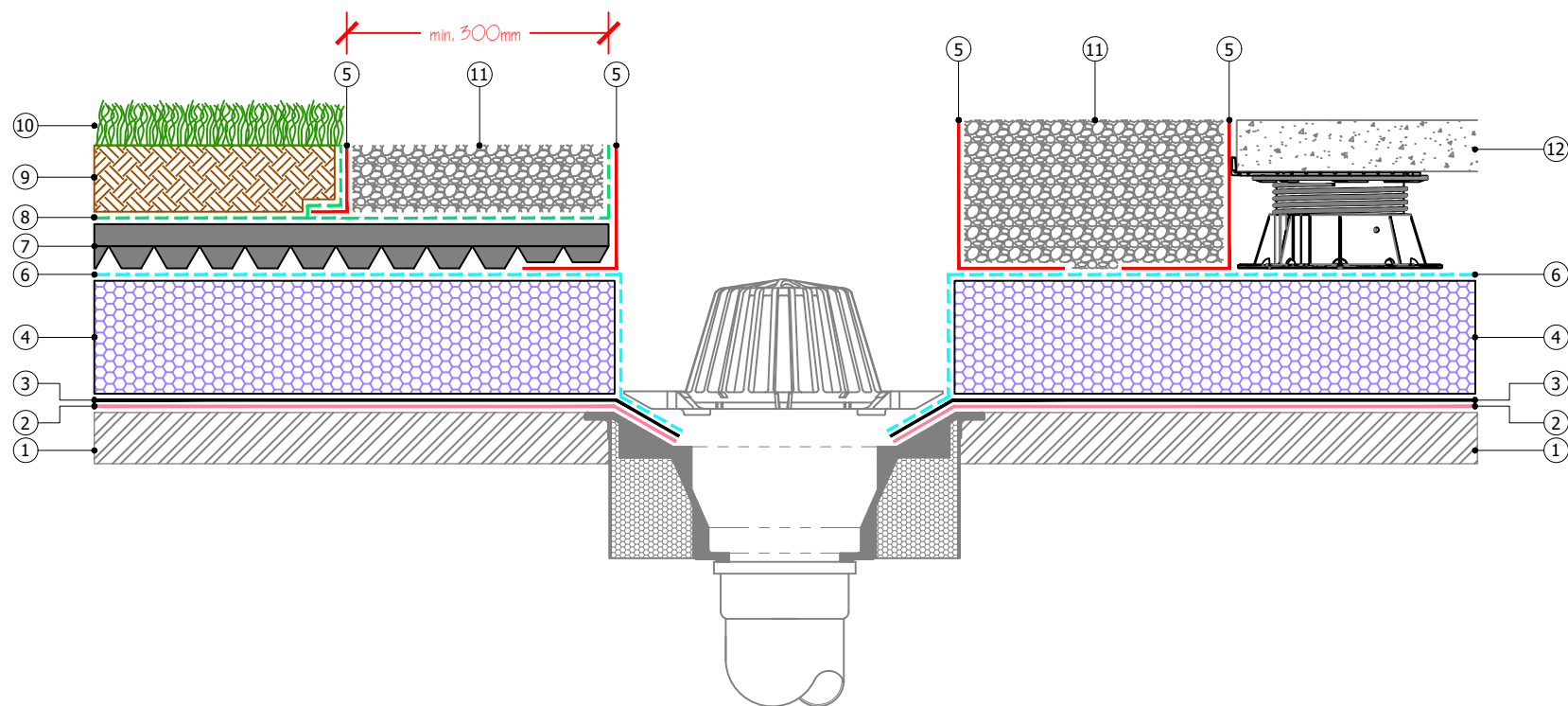
© This drawing is the copyright of Proteus Waterproofing Ltd.

Drawing No.:		Roof Type:
SD_CM_INVERTED_01		Inverted
Description:		
Horizontal Surface		
Scale:	Drawn:	Date:
NTS	W.Harding	18/06/2025

Proteus Cold Melt®



- ①  Substrate
- ②  **Pro-Vapour Control/Carrier Membrane SA and Pro-Prime® SA**
- ③  **Cold Melt®**
- ④  **Proteus Pro-Therm Insulation** (as per specification)
- ⑤  **Pro-Living® Drainage Trim**
- ⑥  **Proteus Pro-Therm Low-K** (separation layer)
- ⑦  **Pro-Living® Drainage Board**
- ⑧  **Pro-Living® Filter Fleece**
- ⑨  **Pro-Living® Substrate** (min. 80mm settled depth)
- ⑩  **Pro-Living® Vegetation**
- ⑪  **Gravel ballast** (2000/553/EC compliant)
- ⑫  **Paving slabs on pedestals** (2000/553/EC compliant)



## Proteus Waterproofing Ltd.

21a Sirdar Road,  
Brook Road Industrial Estate,  
Rayleigh, Essex, SS6 7XF

Tel: +44 (0)1268 777871

W: [www.proteuswaterproofing.co.uk](http://www.proteuswaterproofing.co.uk)

E: [office@proteuswaterproofing.co.uk](mailto:office@proteuswaterproofing.co.uk)

All components are to be prepared  
and installed in strict accordance with  
**Proteus Project Specification**

### Notes :

This drawing is solely intended to illustrate the correct application of Proteus Waterproofing Ltd's products and systems. All other elements bearing reference to structural and/or thermal design within the detail are shown indicatively and should not be used in whole or part for any aspect of project design without consulting the relevant authorities.
















For refurbishment projects, all aspects of the existing roof are deemed to be fully compliant with BS 6229 (Code of practice for flat roofs with continuously supported coverings) or improved upon for instances where these standards are not met.

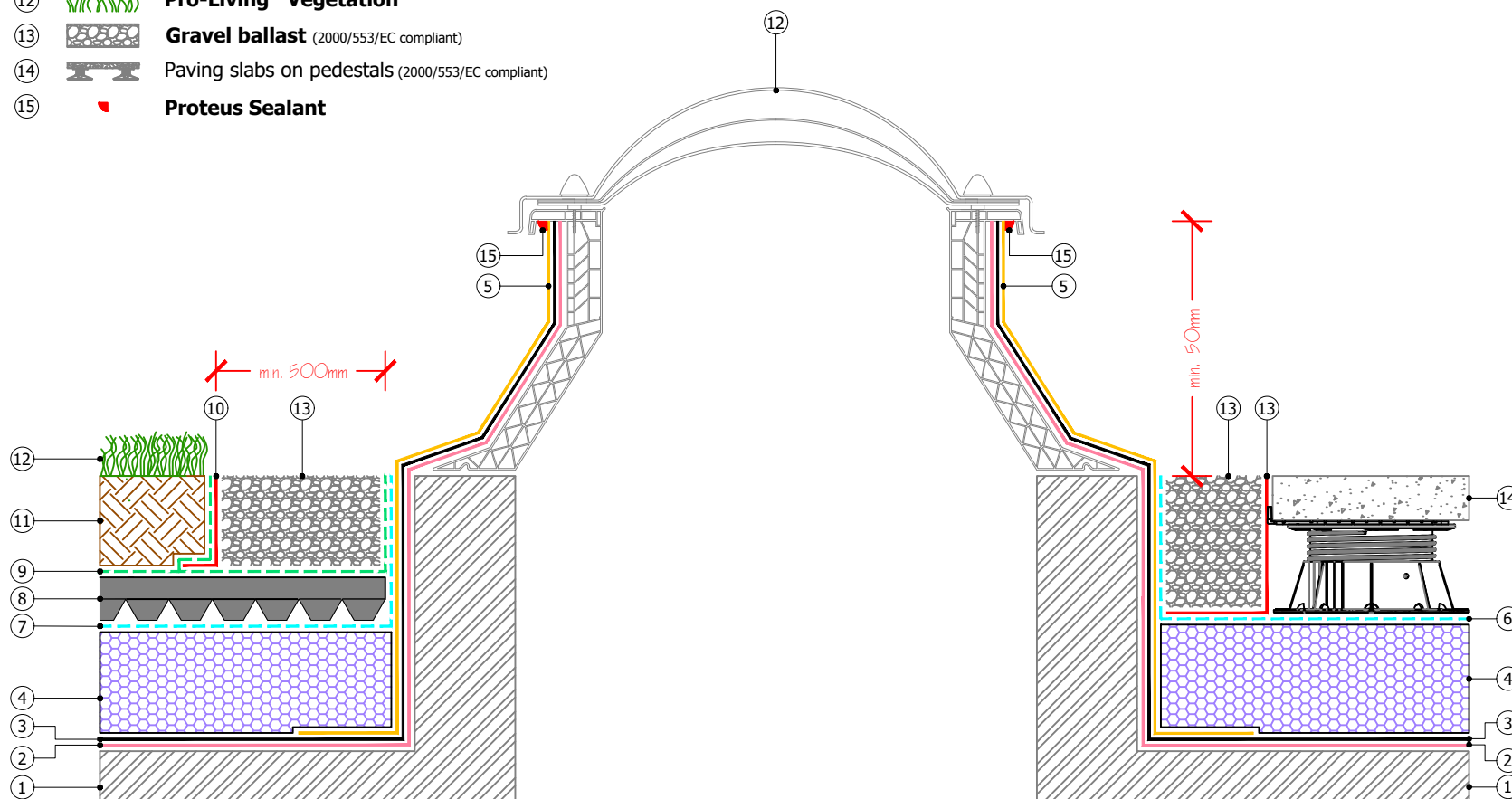
© This drawing is the copyright of Proteus Waterproofing Ltd.

Drawing No.: <b>SD_CM_INVERTED_02</b>		Roof Type: <b>Inverted</b>
Description: <b>Vertical Rainwater Outlet</b>		
Scale: <b>NTS</b>	Drawn: <b>W.Harding</b>	Date: <b>18/06/2025</b>

**Proteus Cold Melt®**



- ①  Substrate
- ②  Rooflight / Roof Access Hatch (by others)
- ③  **Pro-Vapour Control/Carrier Membrane SA and Pro-Prime® SA**
- ④  **Cold Melt®**
- ⑤  **Cold Melt® UV Top** (all exposed areas)
- ⑥  **Proteus Pro-Therm Insulation** (as per specification)
- ⑦  **Proteus Pro-Therm Low-K** (separation layer)
- ⑧  **Pro-Living® Drainage Board**
- ⑨  **Pro-Living® Filter Fleece**
- ⑩  **Pro-Living® Drainage Trim**
- ⑪  **Pro-Living® Substrate** (min. 80mm settled depth)
- ⑫  **Pro-Living® Vegetation**
- ⑬  **Gravel ballast** (2000/553/EC compliant)
- ⑭  **Paving slabs on pedestals** (2000/553/EC compliant)
- ⑮  **Proteus Sealant**



## Proteus Waterproofing Ltd.

21a Sirdar Road,  
Brook Road Industrial Estate,  
Rayleigh, Essex, SS6 7XF

Tel: +44 (0)1268 777871

W: [www.proteuswaterproofing.co.uk](http://www.proteuswaterproofing.co.uk)

E: [office@proteuswaterproofing.co.uk](mailto:office@proteuswaterproofing.co.uk)

All components are to be prepared  
and installed in strict accordance with  
**Proteus Project Specification**

### Notes :

This drawing is solely intended to  
illustrate the correct application of  
Proteus Waterproofing Ltd's products  
and systems. All other elements bearing  
reference to structural and/or thermal  
design within the detail are shown  
indicatively and should not be used in  
whole or part for any aspect of project  
design without consulting the relevant  
authorities.

For refurbishment projects, all aspects of  
the existing roof are deemed to be fully  
compliant with BS 6229 (Code of practice  
for flat roofs with continuously supported  
coverings) or improved upon for  
instances where these standards are not  
met.

© This drawing is the copyright of  
Proteus Waterproofing Ltd.

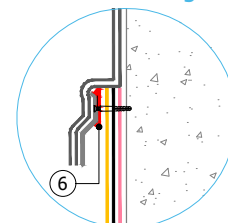
Drawing No.:		Roof Type:
SD_CM_INVERTED_03		Inverted
Description:		
Rooflight / Access Hatch		
Scale:	Drawn:	Date:
NTS	W.Harding	18/06/2025

Proteus Cold Melt®



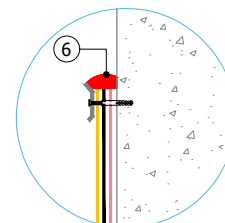
- ①  Substrate
- ②  **Pro-Vapour Control/Carrier Membrane SA and Pro-Prime® SA**
- ③  **Cold Melt®**
- ④  **Proteus Pro-Therm Insulation** (as per specification)
- ⑤  **Cold Melt® UV Top** (all exposed areas)
- ⑥  **Proteus Sealant**
- ⑦  **Proteus Pro-Therm Low-K** (separation layer)
- ⑧  **Pro-Living® Drainage Board**
- ⑨  **Pro-Living® Filter Fleece**
- ⑩  **Pro-Living® Drainage Trim**
- ⑪  **Pro-Living® Substrate** (min. 80mm settled depth)
- ⑫  **Pro-Living® Vegetation**
- ⑬  **Gravel ballast** (2000/553/EC compliant)

Wall Coating



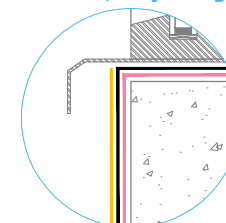
D Mechanically fixed **Proteus Counter Flashing** used as the lower termination position of the specified wall coating

Termination Bar



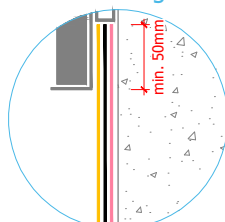
E Waterproofing System terminated with a mechanically fixed **Proteus Termination Bar**, sealed and bedded with **Proteus Sealant**.

Threshold/Projecting Sill



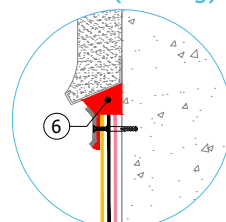
F Waterproofing System terminated tightly at the junction with the projecting sill.

Cladding



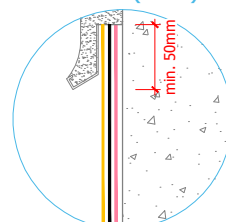
A New vertical cladding installed to provide minimum 50mm weathering lap.

Render (Existing)



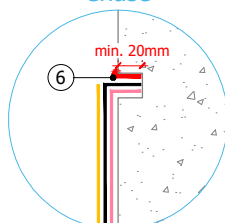
B Seal with a continuous minimum 6mm bead of **Proteus Sealant** following through cure of the System

Render (New)



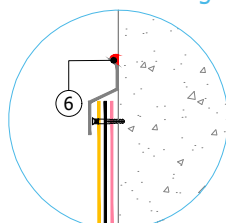
C Traditional render application with mechanically fixed bell cast/stop bead installed to overlap Waterproofing membrane by minimum 50mm

Chase



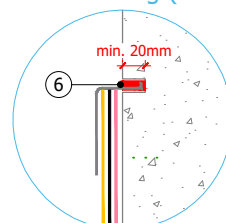
G Waterproofing System terminated in a 25mm x 10mm cleaned and primed pre-cut chase sealed with **Proteus Sealant**.

Counter Flashing

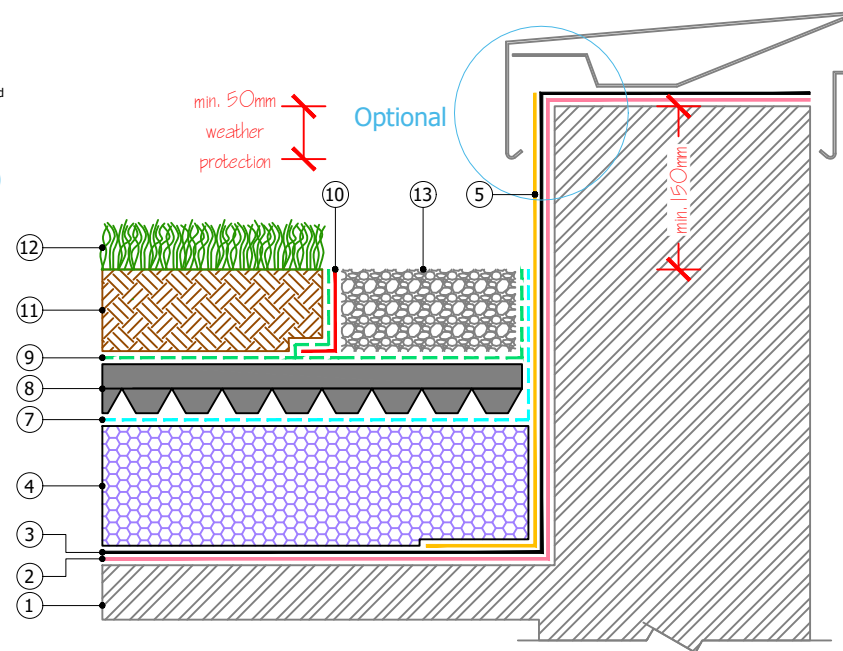


H Waterproofing System terminated with a mechanically fixed **Proteus Counter Flashing**, sealed and bedded with **Proteus Sealant**.

Lead Flashing (New)



I New Lead Flashings installed in strict accordance with **BS 6915** and LSA guidelines



## Proteus Waterproofing Ltd.

21a Sirdar Road,  
Brook Road Industrial Estate,  
Rayleigh, Essex, SS6 7XF

Tel: +44 (0)1268 777871

W: [www.proteuswaterproofing.co.uk](http://www.proteuswaterproofing.co.uk)

E: [office@proteuswaterproofing.co.uk](mailto:office@proteuswaterproofing.co.uk)

All components are to be prepared and installed in strict accordance with **Proteus Project Specification**

### Notes :

This drawing is solely intended to illustrate the correct application of Proteus Waterproofing Ltd's products and systems. All other elements bearing reference to structural and/or thermal design within the detail are shown indicatively and should not be used in whole or part for any aspect of project design without consulting the relevant authorities.

For refurbishment projects, all aspects of the existing roof are deemed to be fully compliant with BS 6229 (Code of practice for flat roofs with continuously supported coverings) or improved upon for instances where these standards are not met.

© This drawing is the copyright of Proteus Waterproofing Ltd.

Drawing No.:

**SD\_CM\_INVERTED\_04**

Roof Type:

**Inverted**

Description:

**Uprand Terminations**

Scale:  
**NTS**










Drawn:  
**W.Harding**

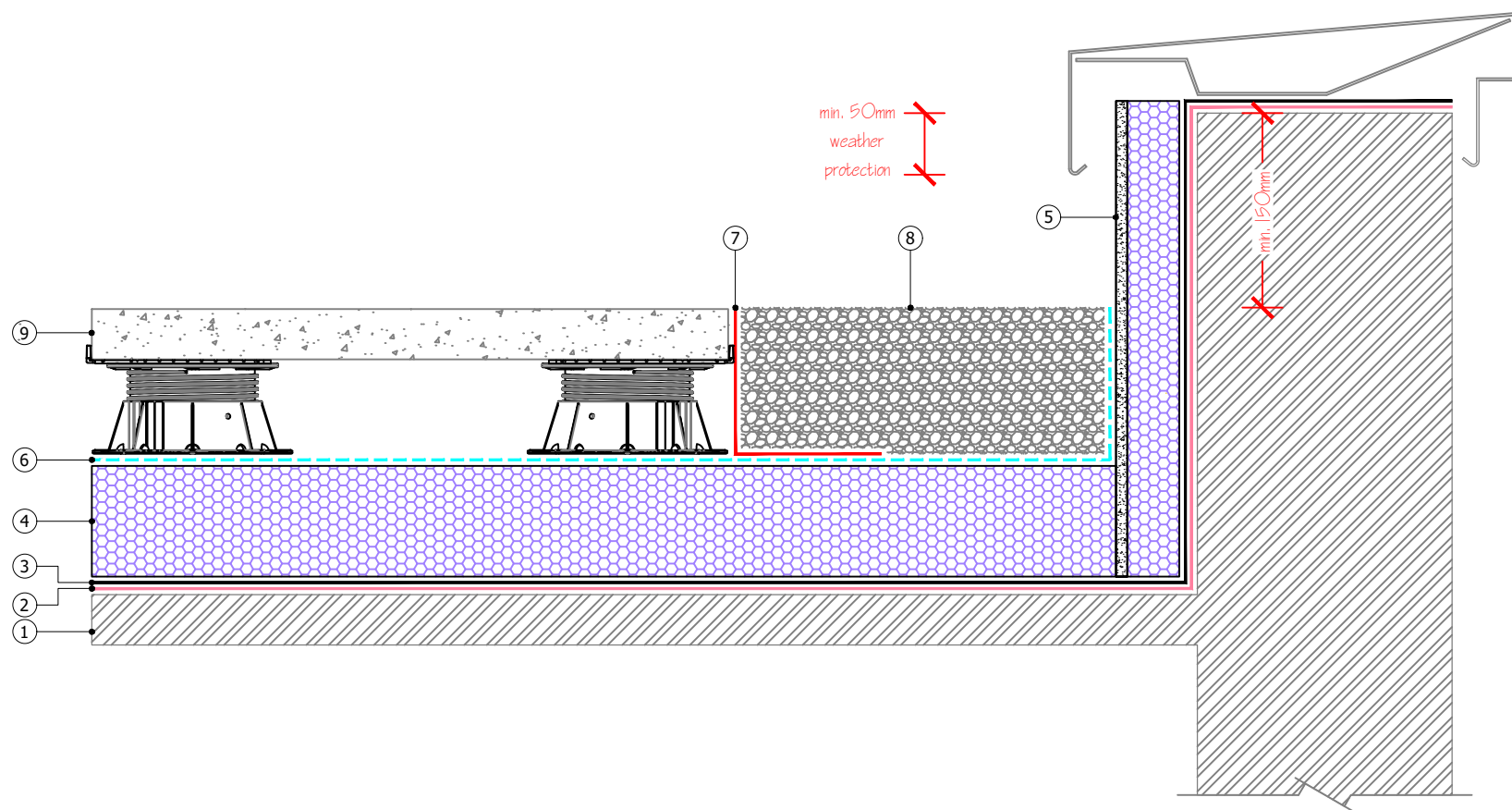
Date:  
**18/06/2025**

**Proteus Cold Melt®**



**Proteus**  
**WATERPROOFING**

- ①  Substrate
- ②  **Pro-Vapour Control/Carrier Membrane SA and Pro-Prime® SA**
- ③  **Cold Melt®**
- ④  **Proteus Pro-Therm Insulation** (as per specification)
- ⑤  **Proteus Pro-Therm Upright Board / Non-combustible Upright Board**
- ⑥  **Proteus Pro-Therm Low-K** (separation layer)
- ⑦  **Pro-Living® Drainage Trim**
- ⑧  **Gravel ballast** (2000/553/EC compliant)
- ⑨  **Paving slabs on pedestals** (2000/553/EC compliant)



## Proteus Waterproofing Ltd.

21a Sirdar Road,  
Brook Road Industrial Estate,  
Rayleigh, Essex, SS6 7XF

Tel: +44 (0)1268 777871

W: [www.proteuswaterproofing.co.uk](http://www.proteuswaterproofing.co.uk)

E: [office@proteuswaterproofing.co.uk](mailto:office@proteuswaterproofing.co.uk)

All components are to be prepared  
and installed in strict accordance with  
**Proteus Project Specification**

### Notes :

This drawing is solely intended to illustrate the correct application of Proteus Waterproofing Ltd's products and systems. All other elements bearing reference to structural and/or thermal design within the detail are shown indicatively and should not be used in whole or part for any aspect of project design without consulting the relevant authorities.

For refurbishment projects, all aspects of the existing roof are deemed to be fully compliant with BS 6229 (Code of practice for flat roofs with continuously supported coverings) or improved upon for instances where these standards are not met.

© This drawing is the copyright of Proteus Waterproofing Ltd.

Drawing No.:

**SD\_CM\_INVERTED\_05**

Roof Type:

**Inverted**

Description:

**Insulated Parapet - Capping**

Scale:

**NTS**

Drawn:

**W.Harding**

Date:










**18/06/2025**

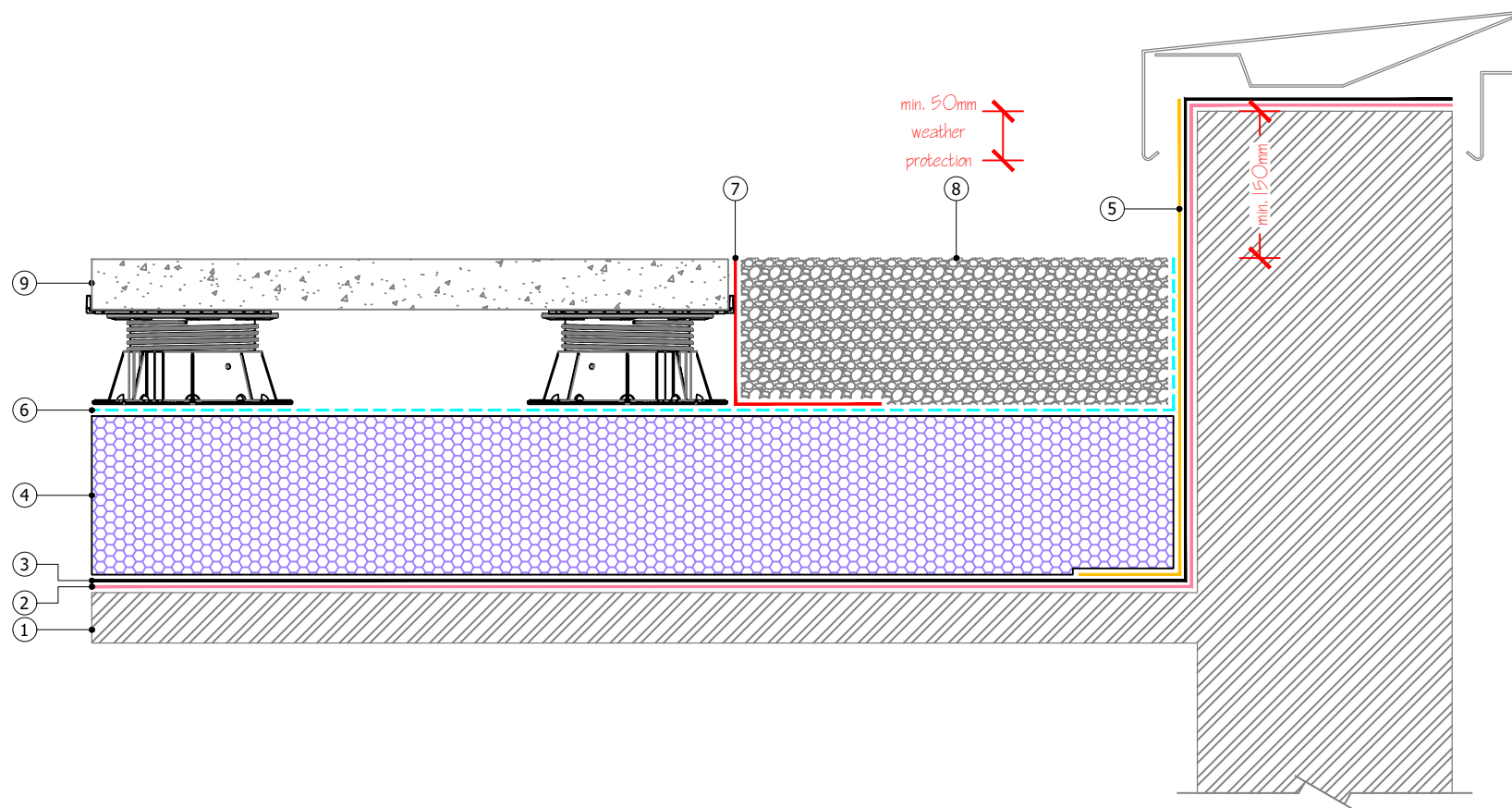
**Proteus Cold Melt®**



**Proteus**  
**WATERPROOFING**



- ①  Substrate
- ②  **Pro-Vapour Control/Carrier Membrane SA and Pro-Prime® SA**
- ③  **Cold Melt®**
- ④  **Proteus Pro-Therm Insulation** (as per specification)
- ⑤  **Cold Melt® UV Top** (all exposed areas)
- ⑥  **Proteus Pro-Therm Low-K** (separation layer)
- ⑦  **Pro-Living® Drainage Trim**
- ⑧  **Gravel ballast** (2000/553/EC compliant)
- ⑨  **Paving slabs on pedestals** (2000/553/EC compliant)



## Proteus Waterproofing Ltd.

21a Sirdar Road,  
Brook Road Industrial Estate,  
Rayleigh, Essex, SS6 7XF

Tel: +44 (0)1268 777871

W: [www.proteuswaterproofing.co.uk](http://www.proteuswaterproofing.co.uk)

E: [office@proteuswaterproofing.co.uk](mailto:office@proteuswaterproofing.co.uk)

All components are to be prepared and installed in strict accordance with **Proteus Project Specification**

### Notes :

This drawing is solely intended to illustrate the correct application of Proteus Waterproofing Ltd's products and systems. All other elements bearing reference to structural and/or thermal design within the detail are shown indicatively and should not be used in whole or part for any aspect of project design without consulting the relevant authorities.

For refurbishment projects, all aspects of the existing roof are deemed to be fully compliant with BS 6229 (Code of practice for flat roofs with continuously supported coverings) or improved upon for instances where these standards are not met.

© This drawing is the copyright of Proteus Waterproofing Ltd.

Drawing No.:

**SD\_CM\_INVERTED\_06**

Roof Type:

**Inverted**

Description:

**Uninsulated Parapet - Capping**

Scale:

**NTS**

Drawn:

**W.Harding**











Date:

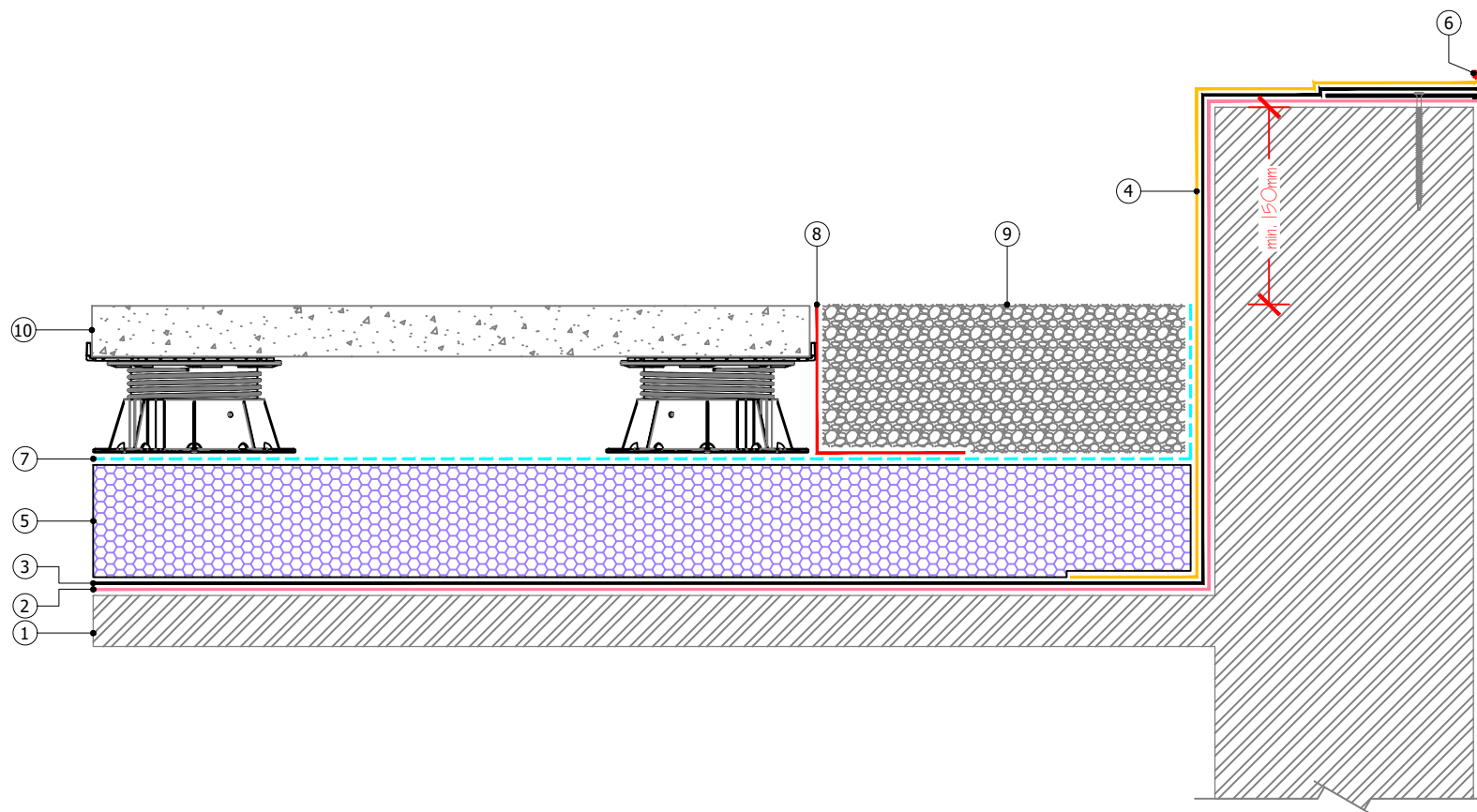
**18/06/2025**

**Proteus Cold Melt®**



**Proteus**  
**WATERPROOFING**

- ①  Substrate
- ②  **Pro-Vapour Control/Carrier Membrane SA and Pro-Prime® SA**
- ③  **Cold Melt®**
- ④  **Cold Melt® UV Top** (all exposed areas)
- ⑤  **Proteus Pro-Therm Insulation** (as per specification)
- ⑥  **GRP Trim** (mechanically fixed) and **Proteus Sealant**
- ⑦  **Proteus Pro-Therm Low-K** (separation layer)
- ⑧  **Pro-Living® Drainage Trim**
- ⑨  **Gravel ballast** (2000/553/EC compliant)
- ⑩  **Paving slabs on pedestals** (2000/553/EC compliant)



## Proteus Waterproofing Ltd.

21a Sirdar Road,  
Brook Road Industrial Estate,  
Rayleigh, Essex, SS6 7XF

Tel: +44 (0)1268 777871

W: [www.proteuswaterproofing.co.uk](http://www.proteuswaterproofing.co.uk)

E: [office@proteuswaterproofing.co.uk](mailto:office@proteuswaterproofing.co.uk)

All components are to be prepared  
and installed in strict accordance with  
**Proteus Project Specification**

### Notes :

This drawing is solely intended to illustrate the correct application of Proteus Waterproofing Ltd's products and systems. All other elements bearing reference to structural and/or thermal design within the detail are shown indicatively and should not be used in whole or part for any aspect of project design without consulting the relevant authorities.

For refurbishment projects, all aspects of the existing roof are deemed to be fully compliant with BS 6229 (Code of practice for flat roofs with continuously supported coverings) or improved upon for instances where these standards are not met.

© This drawing is the copyright of Proteus Waterproofing Ltd.

Drawing No.:

**SD\_CM\_INVERTED\_07**

Roof Type:

**Inverted**

Description:

**Parapet - GRP Trim**

Scale:

**NTS**

Drawn:

**W.Harding**









Date:

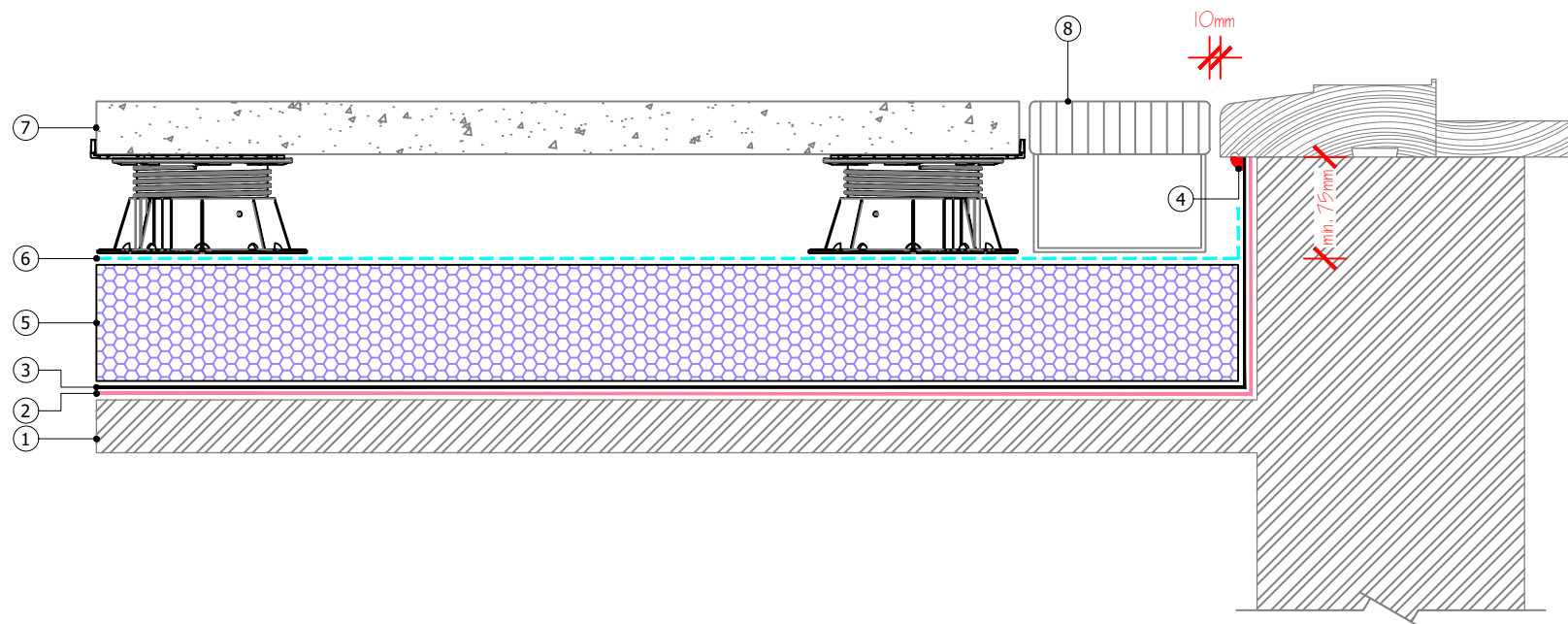
**18/06/2025**

**Proteus Cold Melt®**



**Proteus**  
**WATERPROOFING**

- ①  Substrate
- ②  **Pro-Vapour Control/Carrier Membrane SA and Pro-Prime® SA**
- ③  **Cold Melt®**
- ④  **Proteus Sealant**
- ⑤  **Proteus Pro-Therm Insulation** (as per specification)
- ⑥  **Proteus Pro-Therm Low-K** (separation layer)
- ⑦  Paving slabs on pedestals (2000/553/EC compliant)
- ⑧  Slot drain (by others)



## Proteus Waterproofing Ltd.

21a Sirdar Road,  
Brook Road Industrial Estate,  
Rayleigh, Essex, SS6 7XF

Tel: +44 (0)1268 777871

W: [www.proteuswaterproofing.co.uk](http://www.proteuswaterproofing.co.uk)

E: [office@proteuswaterproofing.co.uk](mailto:office@proteuswaterproofing.co.uk)

**All components are to be prepared and installed in strict accordance with Proteus Project Specification**

### Notes :

This drawing is solely intended to illustrate the correct application of Proteus Waterproofing Ltd's products and systems. All other elements bearing reference to structural and/or thermal design within the detail are shown indicatively and should not be used in whole or part for any aspect of project design without consulting the relevant authorities.

For refurbishment projects, all aspects of the existing roof are deemed to be fully compliant with BS 6229 (Code of practice for flat roofs with continuously supported coverings) or improved upon for instances where these standards are not met.

© This drawing is the copyright of Proteus Waterproofing Ltd.

Drawing No.:

**SD\_CM\_INVERTED\_08**

Roof Type:

**Inverted**

Description:

**Level Threshold (Existing) - Sealant**

Scale:

**NTS**

Drawn:

**W.Harding**









Date:

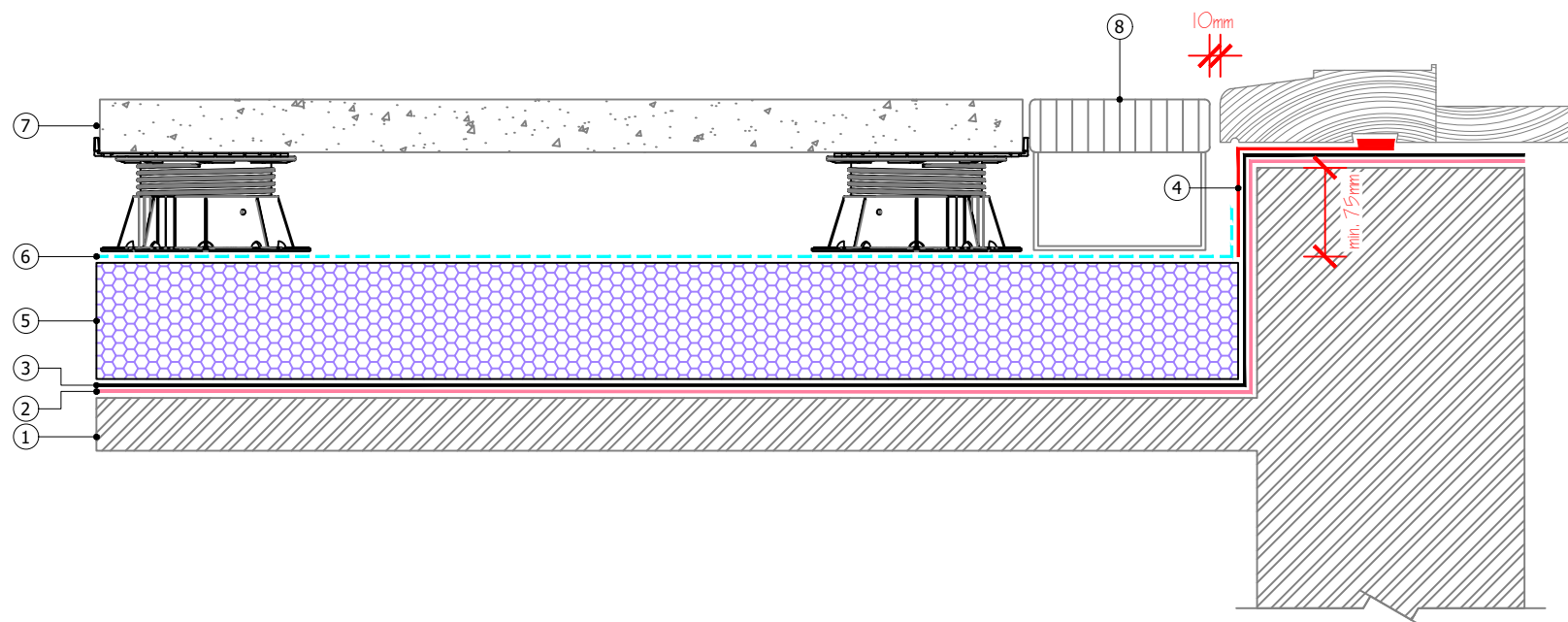
**18/06/2025**

**Proteus Cold Melt®**





- ①  Substrate
- ②  **Pro-Vapour Control/Carrier Membrane SA and Pro-Prime® SA**
- ③  **Cold Melt®**
- ④  EPDM membrane (min. 100mm lap onto waterproofing)
- ⑤  **Proteus Pro-Therm Insulation** (as per specification)
- ⑥  **Proteus Pro-Therm Low-K** (separation layer)
- ⑦  Paving Slabs On Pedestals (by others - meeting 2000/553/EC)
- ⑧  Slot drain (by others)



## Proteus Waterproofing Ltd.

21a Sirdar Road,  
Brook Road Industrial Estate,  
Rayleigh, Essex, SS6 7XF

Tel: +44 (0)1268 777871

W: [www.proteuswaterproofing.co.uk](http://www.proteuswaterproofing.co.uk)

E: [office@proteuswaterproofing.co.uk](mailto:office@proteuswaterproofing.co.uk)

**All components are to be prepared and installed in strict accordance with Proteus Project Specification**

### Notes :

This drawing is solely intended to illustrate the correct application of Proteus Waterproofing Ltd's products and systems. All other elements bearing reference to structural and/or thermal design within the detail are shown indicatively and should not be used in whole or part for any aspect of project design without consulting the relevant authorities.

For refurbishment projects, all aspects of the existing roof are deemed to be fully compliant with BS 6229 (Code of practice for flat roofs with continuously supported coverings) or improved upon for instances where these standards are not met.

© This drawing is the copyright of Proteus Waterproofing Ltd.

Drawing No.:

**SD\_CM\_INVERTED\_09**

Roof Type:

**Inverted**

Description:

**Level Threshold (New) - EPDM**

Scale:

**NTS**

Drawn:

**W.Harding**

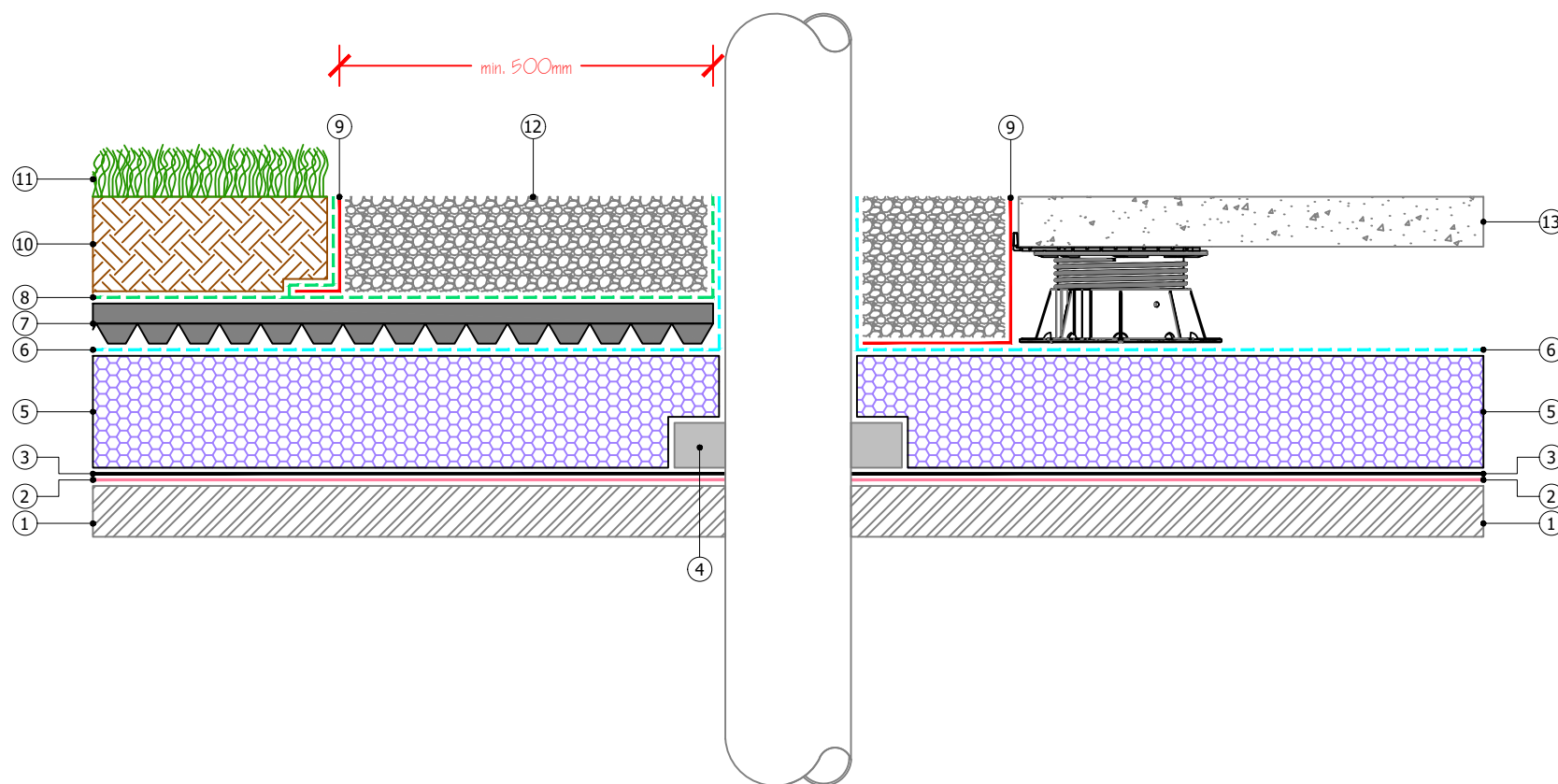
Date:

**18/06/2025**

**Proteus Cold Melt®**



- ①  Substrate
- ②  **Pro-Vapour Control/Carrier Membrane SA and Pro-Prime<sup>®</sup> SA**
- ③  **Cold Melt<sup>®</sup>**
- ④  **Cold Melt<sup>®</sup> Pitch Pocket**
- ⑤  **Proteus Pro-Therm Insulation** (as per specification)
- ⑥  **Proteus Pro-Therm Low-K** (separation layer)
- ⑦  **Pro-Living<sup>®</sup> Drainage Board**
- ⑧  **Pro-Living<sup>®</sup> Filter Fleece**
- ⑨  **Pro-Living<sup>®</sup> Drainage Trim**
- ⑩  **Pro-Living<sup>®</sup> Substrate** (min. 80mm settled depth)
- ⑪  **Pro-Living<sup>®</sup> Vegetation**
- ⑫  **Gravel ballast** (2000/553/EC compliant)
- ⑬  **Paving slabs on pedestals** (2000/553/EC compliant)



## Proteus Waterproofing Ltd.

21a Sirdar Road,  
Brook Road Industrial Estate,  
Rayleigh, Essex, SS6 7XF

Tel: +44 (0)1268 777871

W: [www.proteuswaterproofing.co.uk](http://www.proteuswaterproofing.co.uk)

E: [office@proteuswaterproofing.co.uk](mailto:office@proteuswaterproofing.co.uk)

All components are to be prepared  
and installed in strict accordance with  
**Proteus Project Specification**

### Notes :

This drawing is solely intended to illustrate the correct application of Proteus Waterproofing Ltd's products and systems. All other elements bearing reference to structural and/or thermal design within the detail are shown indicatively and should not be used in whole or part for any aspect of project design without consulting the relevant authorities.










For refurbishment projects, all aspects of the existing roof are deemed to be fully compliant with BS 6229 (Code of practice for flat roofs with continuously supported coverings) or improved upon for instances where these standards are not met.

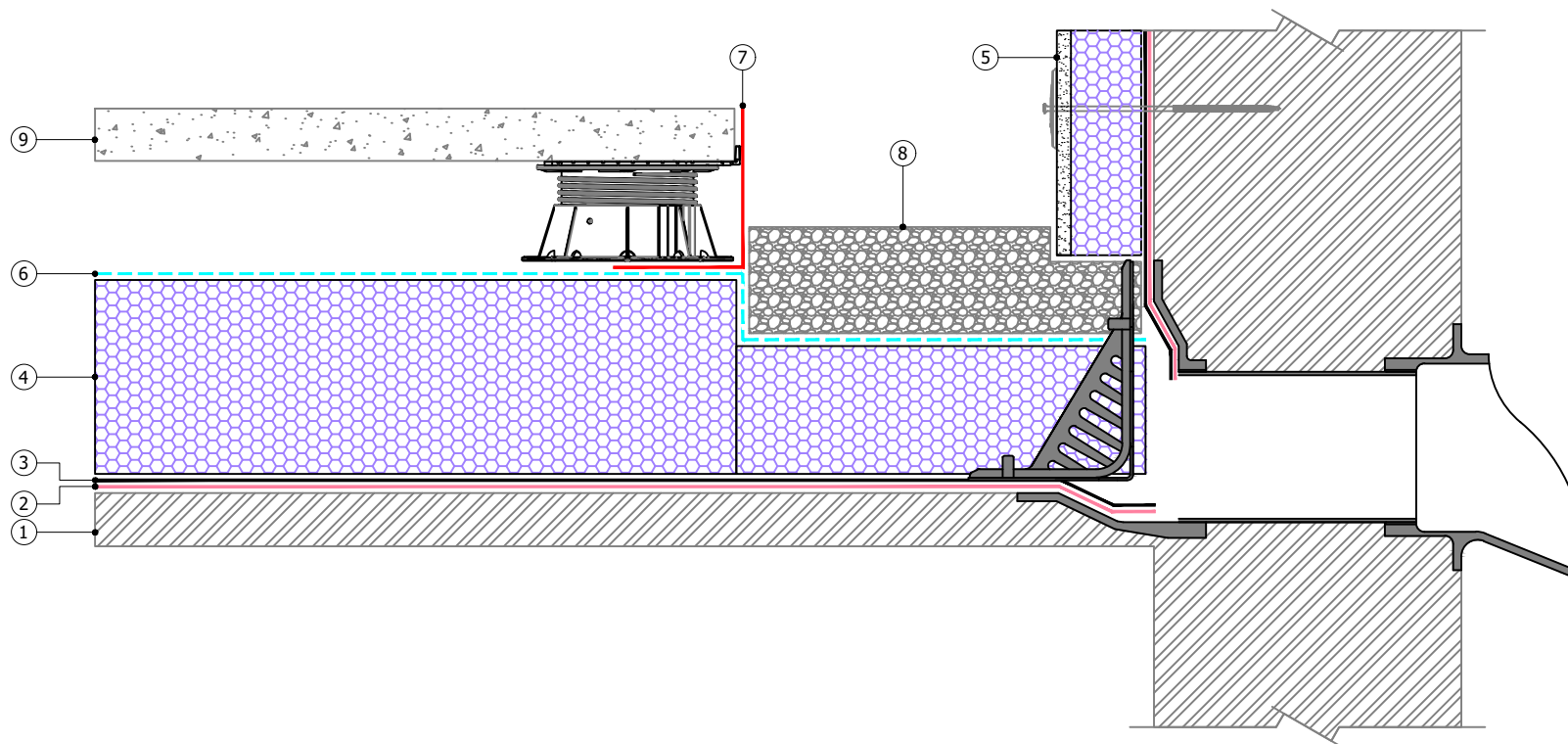
© This drawing is the copyright of Proteus Waterproofing Ltd.

Drawing No.: <b>SD_CM_INVERTED_10</b>		Roof Type: <b>Inverted</b>
Description: <b>Cold Pipe Penetration</b>		
Scale: <b>NTS</b>	Drawn: <b>W.Harding</b>	Date: <b>18/06/2025</b>

**Proteus Cold Melt<sup>®</sup>**



- ①  Substrate
- ②  **Pro-Vapour Control/Carrier Membrane SA and Pro-Prime® SA**
- ③  **Cold Melt®**
- ④  **Proteus Pro-Therm Insulation** (as per specification)
- ⑤  **Proteus Pro-Therm Uprand Board / Non-combustible Uprand Board**
- ⑥  **Proteus Pro-Therm Low-K** (separation layer)
- ⑦  **Pro-Living® Drainage Trim**
- ⑧  **Gravel ballast** (2000/553/EC compliant)
- ⑨  **Paving slabs on pedestals** (2000/553/EC compliant)



## Proteus Waterproofing Ltd.

21a Sirdar Road,  
Brook Road Industrial Estate,  
Rayleigh, Essex, SS6 7XF

Tel: +44 (0)1268 777871

W: [www.proteuswaterproofing.co.uk](http://www.proteuswaterproofing.co.uk)

E: [office@proteuswaterproofing.co.uk](mailto:office@proteuswaterproofing.co.uk)

All components are to be prepared  
and installed in strict accordance with  
**Proteus Project Specification**

### Notes :

This drawing is solely intended to illustrate the correct application of Proteus Waterproofing Ltd's products and systems. All other elements bearing reference to structural and/or thermal design within the detail are shown indicatively and should not be used in whole or part for any aspect of project design without consulting the relevant authorities.

For refurbishment projects, all aspects of the existing roof are deemed to be fully compliant with BS 6229 (Code of practice for flat roofs with continuously supported coverings) or improved upon for instances where these standards are not met.

© This drawing is the copyright of Proteus Waterproofing Ltd.

Drawing No.:

**SD\_CM\_INVERTED\_11**

Roof Type:

**Inverted**

Description:

**Insulated Parapet Gutter**

Scale:

**NTS**

Drawn:

**W.Harding**

Date:

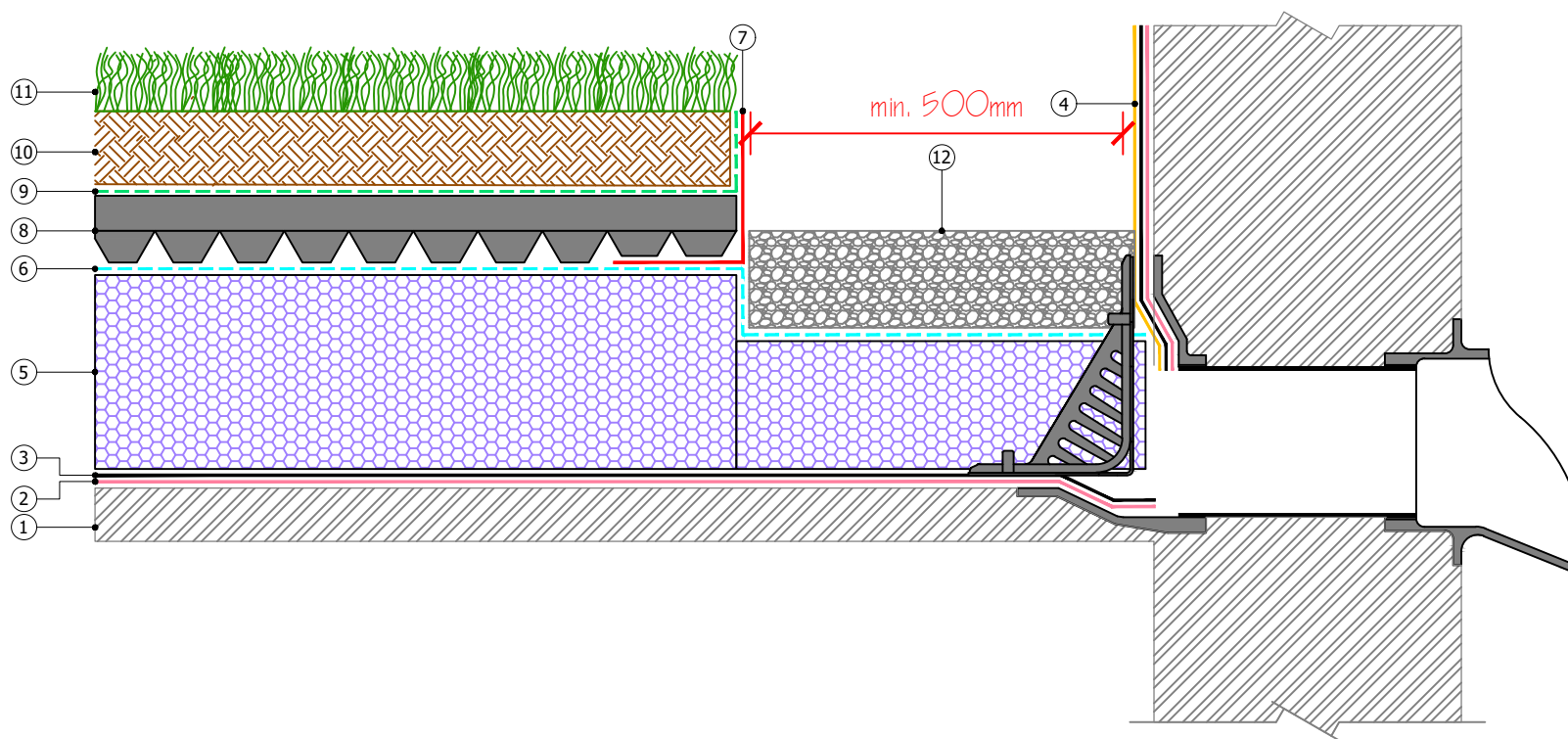
**18/06/2025**

**Proteus Cold Melt®**



**Proteus**  
**WATERPROOFING**

- ①  Substrate
- ②  **Pro-Vapour Control/Carrier Membrane SA and Pro-Prime® SA**
- ③  **Cold Melt®**
- ④  **Proteus Cold Melt® UV Top** (all exposed areas)
- ⑤  **Proteus Pro-Therm Insulation** (as per specification)
- ⑥  **Proteus Pro-Therm Low-K** (separation layer)
- ⑦  **Pro-Living® Drainage Trim**
- ⑧  **Pro-Living® Drainage Board**
- ⑨  **Pro-Living® Filtration Layer**
- ⑩  **Pro-Living® Substrate** (min. 80mm settled depth)
- ⑪  **Pro-Living® Vegetation**
- ⑫  **Gravel ballast** (2000/553/EC compliant)



## Proteus Waterproofing Ltd.

21a Sirdar Road,  
Brook Road Industrial Estate,  
Rayleigh, Essex, SS6 7XF

Tel: +44 (0)1268 777871

W: [www.proteuswaterproofing.co.uk](http://www.proteuswaterproofing.co.uk)

E: [office@proteuswaterproofing.co.uk](mailto:office@proteuswaterproofing.co.uk)

All components are to be prepared  
and installed in strict accordance with  
**Proteus Project Specification**

### Notes :

This drawing is solely intended to illustrate the correct application of Proteus Waterproofing Ltd's products and systems. All other elements bearing reference to structural and/or thermal design within the detail are shown indicatively and should not be used in whole or part for any aspect of project design without consulting the relevant authorities.














For refurbishment projects, all aspects of the existing roof are deemed to be fully compliant with BS 6229 (Code of practice for flat roofs with continuously supported coverings) or improved upon for instances where these standards are not met.

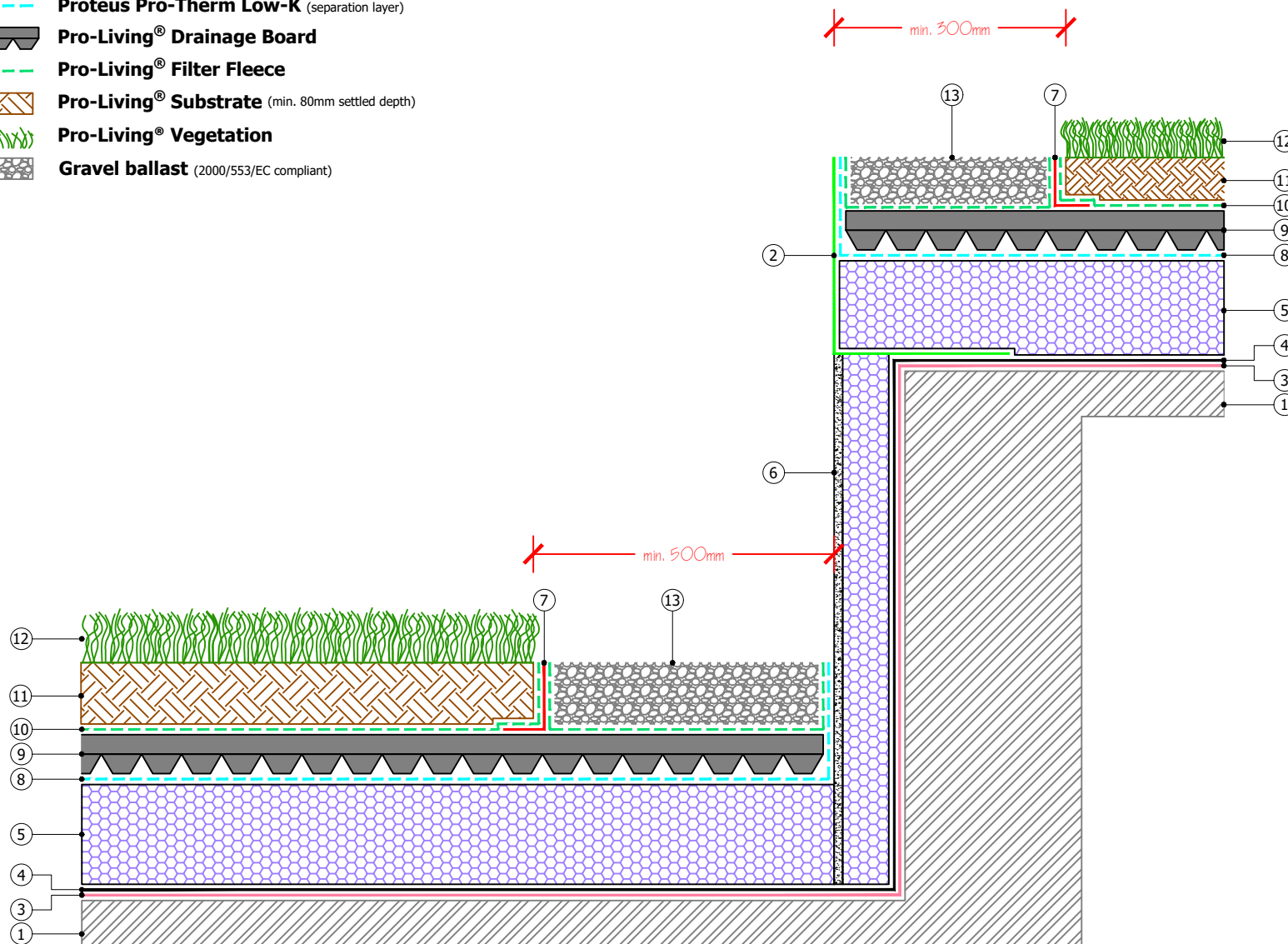
© This drawing is the copyright of Proteus Waterproofing Ltd.

Drawing No.: <b>SD_CM_INVERTED_12</b>		Roof Type: <b>Inverted</b>
Description: <b>Uninsulated Parapet Gutter</b>		
Scale: <b>NTS</b>	Drawn: <b>W.Harding</b>	Date: <b>18/06/2025</b>

Proteus Cold Melt®



- ①  Substrate
- ②  Metal angle (by others)
- ③  **Pro-Vapour Control/Carrier Membrane SA and Pro-Prime® SA**
- ④  **Cold Melt®**
- ⑤  **Proteus Pro-Therm Insulation** (as per specification)
- ⑥  **Proteus Pro-Therm Ustand Board / Non-combustible Ustand Board**
- ⑦  **Pro-Living® Drainage Trim**
- ⑧  **Proteus Pro-Therm Low-K** (separation layer)
- ⑨  **Pro-Living® Drainage Board**
- ⑩  **Pro-Living® Filter Fleece**
- ⑪  **Pro-Living® Substrate** (min. 80mm settled depth)
- ⑫  **Pro-Living® Vegetation**
- ⑬  **Gravel ballast** (2000/553/EC compliant)



## Proteus Waterproofing Ltd.

21a Sirdar Road,  
Brook Road Industrial Estate,  
Rayleigh, Essex, SS6 7XF

Tel: +44 (0)1268 777871

W: [www.proteuswaterproofing.co.uk](http://www.proteuswaterproofing.co.uk)

E: [office@proteuswaterproofing.co.uk](mailto:office@proteuswaterproofing.co.uk)

All components are to be prepared  
and installed in strict accordance with  
**Proteus Project Specification**

### Notes :

This drawing is solely intended to illustrate the correct application of Proteus Waterproofing Ltd's products and systems. All other elements bearing reference to structural and/or thermal design within the detail are shown indicatively and should not be used in whole or part for any aspect of project design without consulting the relevant authorities.

For refurbishment projects, all aspects of the existing roof are deemed to be fully compliant with BS 6229 (Code of practice for flat roofs with continuously supported coverings) or improved upon for instances where these standards are not met.

© This drawing is the copyright of Proteus Waterproofing Ltd.

Drawing No.:

**SD\_CM\_INVERTED\_13**

Roof Type:

**Inverted**

Description:

**Roof Transition**

Scale:

**NTS**

Drawn:

**W.Harding**

Date:



















**18/06/2025**

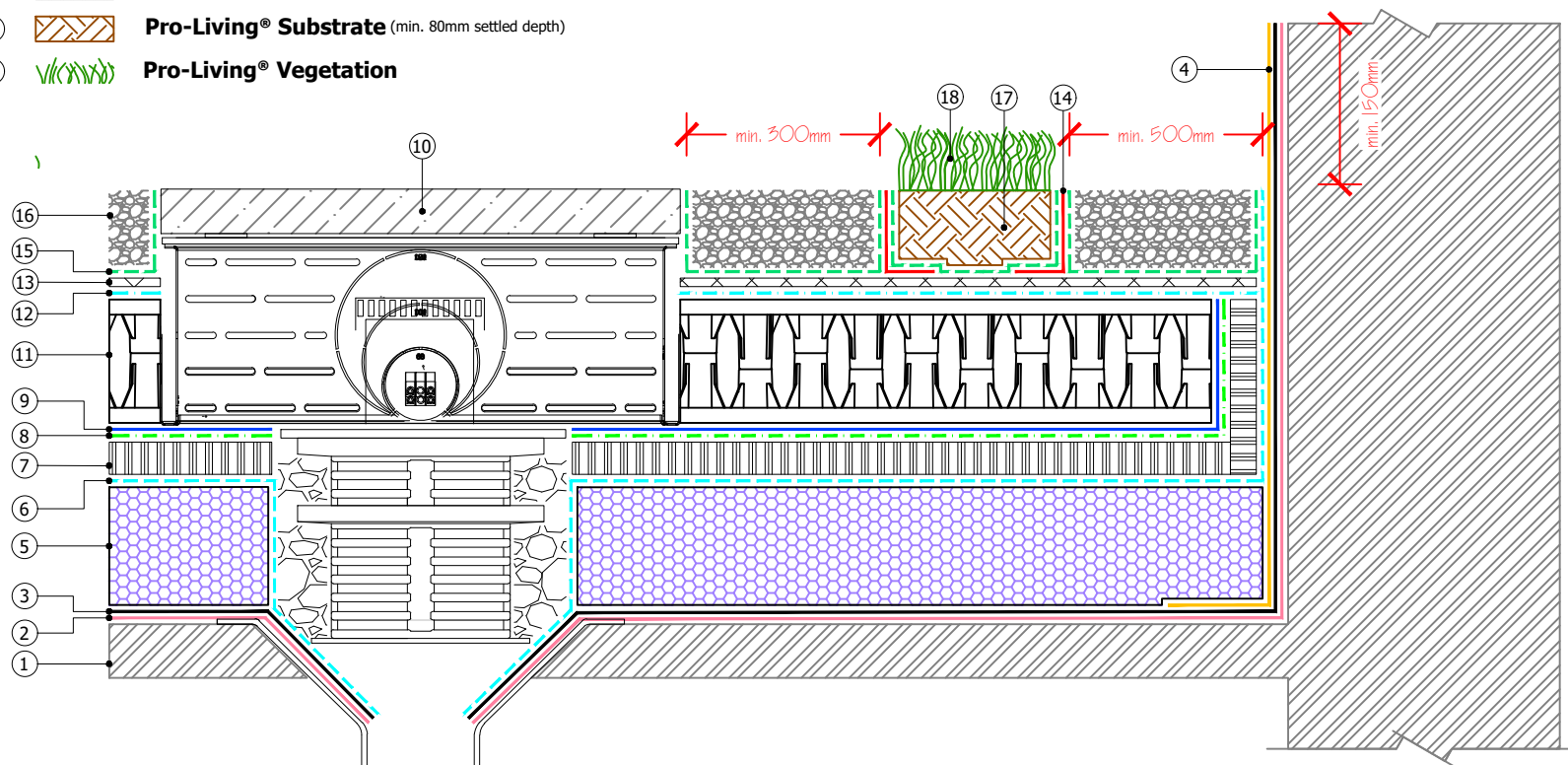
**Proteus Cold Melt®**



**Proteus**  
**WATERPROOFING**



- ①  Substrate
- ②  **Pro-Vapour Control/Carrier Membrane SA and Pro-Prime® SA**
- ③  **Cold Melt®**
- ④  **Cold Melt® UV Top** (all exposed areas)
- ⑤  **Proteus Pro-Therm Insulation** (inverted)
- ⑥  **Proteus Pro-Therm Low-K** (separation layer)
- ⑦  **Pro-Living® Blue Boxx 30mm**
- ⑧  **Pro-Living® Blue Boxx HD-350 Geotextile**
- ⑨  **Pro-Living® Aqua Wrap**
- ⑩  **Pro-Living® Blue Boxx Access/Diffuser Unit**
- ⑪  **Pro-Living® Blue Boxx** (size as per specification design)
- ⑫  **Pro-Living® 125 Geotextile**
- ⑬  **Pro-Living® DR8 Drainage Board**
- ⑭  **Pro-Living® Drainage Trim**
- ⑮  **Pro-Living® Filter Fleece**
- ⑯  **Gravel ballast** (2000/553/EC compliant)
- ⑰  **Pro-Living® Substrate** (min. 80mm settled depth)
- ⑱  **Pro-Living® Vegetation**



## Proteus Waterproofing Ltd.

21a Sirdar Road,  
Brook Road Industrial Estate,  
Rayleigh, Essex, SS6 7XF

Tel: +44 (0)1268 777871

W: [www.proteuswaterproofing.co.uk](http://www.proteuswaterproofing.co.uk)

E: [office@proteuswaterproofing.co.uk](mailto:office@proteuswaterproofing.co.uk)

All components are to be prepared  
and installed in strict accordance with  
**Proteus Project Specification**

### Notes :

This drawing is solely intended to illustrate the correct application of Proteus Waterproofing Ltd's products and systems. All other elements bearing reference to structural and/or thermal design within the detail are shown indicatively and should not be used in whole or part for any aspect of project design without consulting the relevant authorities.

For refurbishment projects, all aspects of the existing roof are deemed to be fully compliant with BS 6229 (Code of practice for flat roofs with continuously supported coverings) or improved upon for instances where these standards are not met.

© This drawing is the copyright of Proteus Waterproofing Ltd.

Drawing No.:

**SD\_CM\_INVERTED\_14**

Roof Type:

**Inverted**

Description:

**Blue Roof**

Scale:

**NTS**

Drawn:

**W.Harding**
















Date:

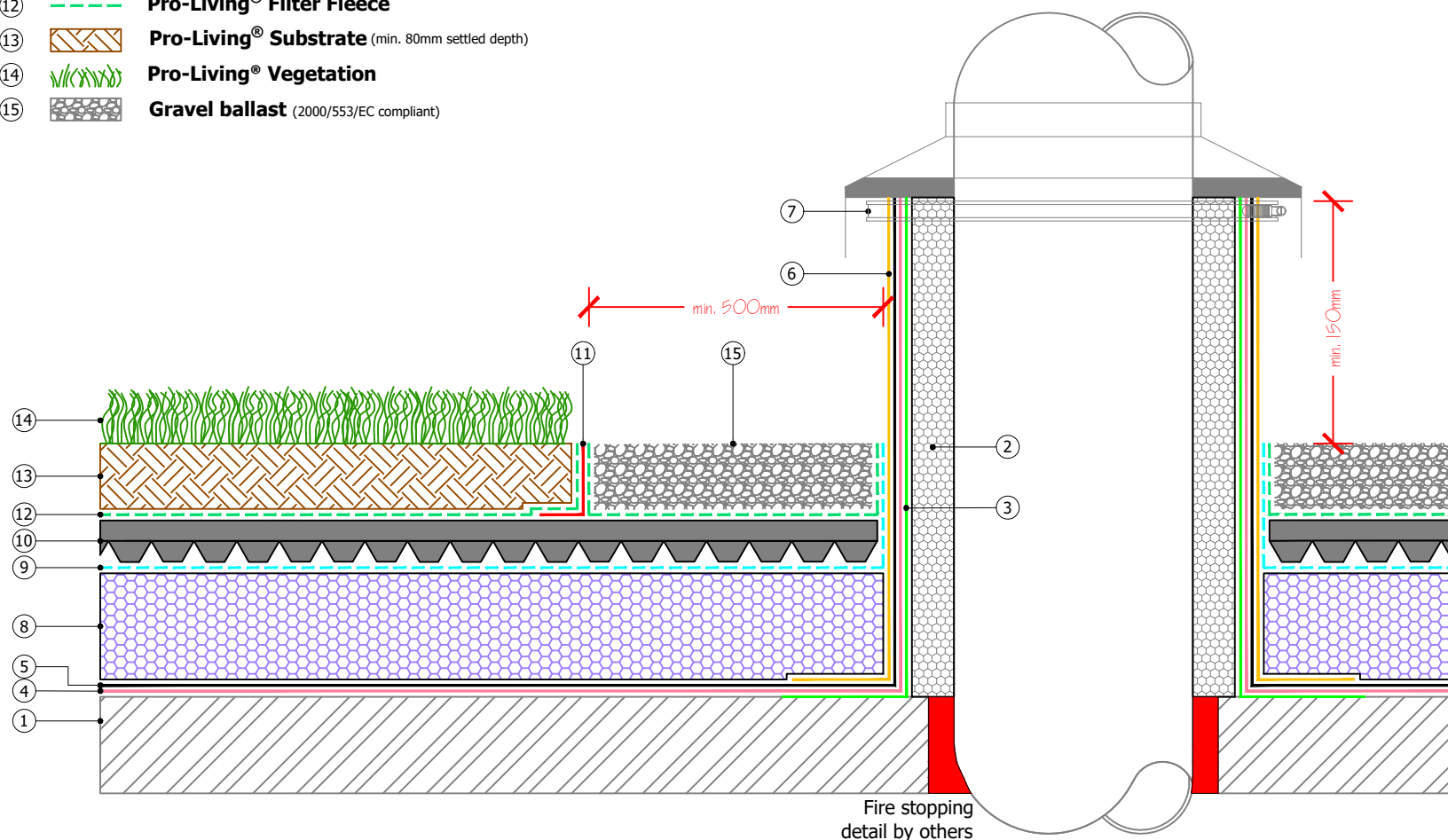
**02/05/2025**

**Proteus Cold Melt®**



**Proteus**  
**WATERPROOFING**

- ①  Substrate
- ②  Non-combustible Insulation (by others)
- ③  Metal Angle (by others)
- ④  **Pro-Vapour Control/Carrier Membrane SA and Pro-Prime® SA**
- ⑤  **Cold Melt®**
- ⑥  **Cold Melt® UV Top** (all exposed areas)
- ⑦  Jubilee Clip (by others)
- ⑧  **Proteus Pro-Therm Insulation** (as per specification)
- ⑨  **Proteus Pro-Therm Low-K** (separation layer)
- ⑩  **Pro-Living® Drainage Board**
- ⑪  **Pro-Living® Drainage Trim**
- ⑫  **Pro-Living® Filter Fleece**
- ⑬  **Pro-Living® Substrate** (min. 80mm settled depth)
- ⑭  **Pro-Living® Vegetation**
- ⑮  **Gravel ballast** (2000/553/EC compliant)



## Proteus Waterproofing Ltd.

21a Sirdar Road,  
Brook Road Industrial Estate,  
Rayleigh, Essex, SS6 7XF

Tel: +44 (0)1268 777871

W: [www.proteuswaterproofing.co.uk](http://www.proteuswaterproofing.co.uk)

E: [office@proteuswaterproofing.co.uk](mailto:office@proteuswaterproofing.co.uk)

All components are to be prepared  
and installed in strict accordance with  
**Proteus Project Specification**

### Notes :

This drawing is solely intended to illustrate the correct application of Proteus Waterproofing Ltd's products and systems. All other elements bearing reference to structural and/or thermal design within the detail are shown indicatively and should not be used in whole or part for any aspect of project design without consulting the relevant authorities.



For refurbishment projects, all aspects of the existing roof are deemed to be fully compliant with BS 6229 (Code of practice for flat roofs with continuously supported coverings) or improved upon for instances where these standards are not met.

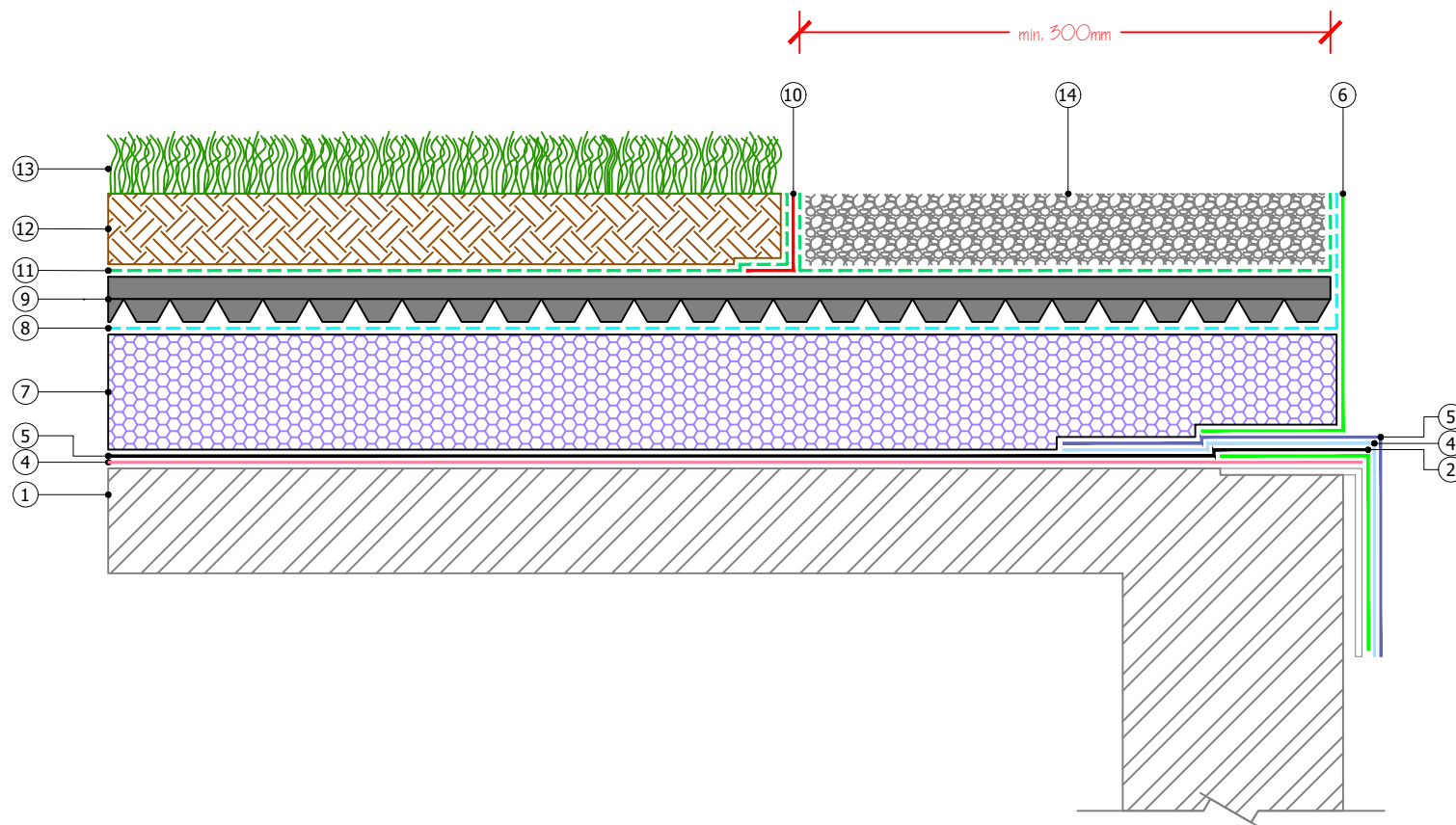
© This drawing is the copyright of Proteus Waterproofing Ltd.

Drawing No.:		Roof Type:
SD_CM_INVERTED_15		Inverted
Description:		
Hot pipe penetration		
Scale:	Drawn:	Date:
NTS	W.Harding	18/06/2025

Proteus Cold Melt®



- ①  Substrate
- ②  **Pro-Vapour Control/Carrier Membrane SA and Pro-Prime® SA**
- ③  **Cold Melt®**
- ④  **Pro-BW® Plus Resin base coat with embedded Pro-Force 450 reinforcement**
- ⑤  **Pro-BW® Plus Resin top coat**
- ⑥  Metal angle (by others)
- ⑦  **Proteus Pro-Therm Insulation** (as per specification)
- ⑧  **Proteus Pro-Therm Low-K** (separation layer)
- ⑨  **Pro-Living® Drainage Board**
- ⑩  **Pro-Living® Drainage Trim**
- ⑪  **Pro-Living® Filter Fleece**
- ⑫  **Pro-Living® Substrate** (min. 80mm settled depth)
- ⑬  **Pro-Living® Vegetation**
- ⑭  **Gravel ballast** (2000/553/EC compliant)



## Proteus Waterproofing Ltd.

21a Sirdar Road,  
Brook Road Industrial Estate,  
Rayleigh, Essex, SS6 7XF

Tel: +44 (0)1268 777871

W: [www.proteuswaterproofing.co.uk](http://www.proteuswaterproofing.co.uk)

E: [office@proteuswaterproofing.co.uk](mailto:office@proteuswaterproofing.co.uk)

**All components are to be prepared  
and installed in strict accordance with  
Proteus Project Specification**

### Notes :

This drawing is solely intended to illustrate the correct application of Proteus Waterproofing Ltd's products and systems. All other elements bearing reference to structural and/or thermal design within the detail are shown indicatively and should not be used in whole or part for any aspect of project design without consulting the relevant authorities.










For refurbishment projects, all aspects of the existing roof are deemed to be fully compliant with BS 6229 (Code of practice for flat roofs with continuously supported coverings) or improved upon for instances where these standards are not met.

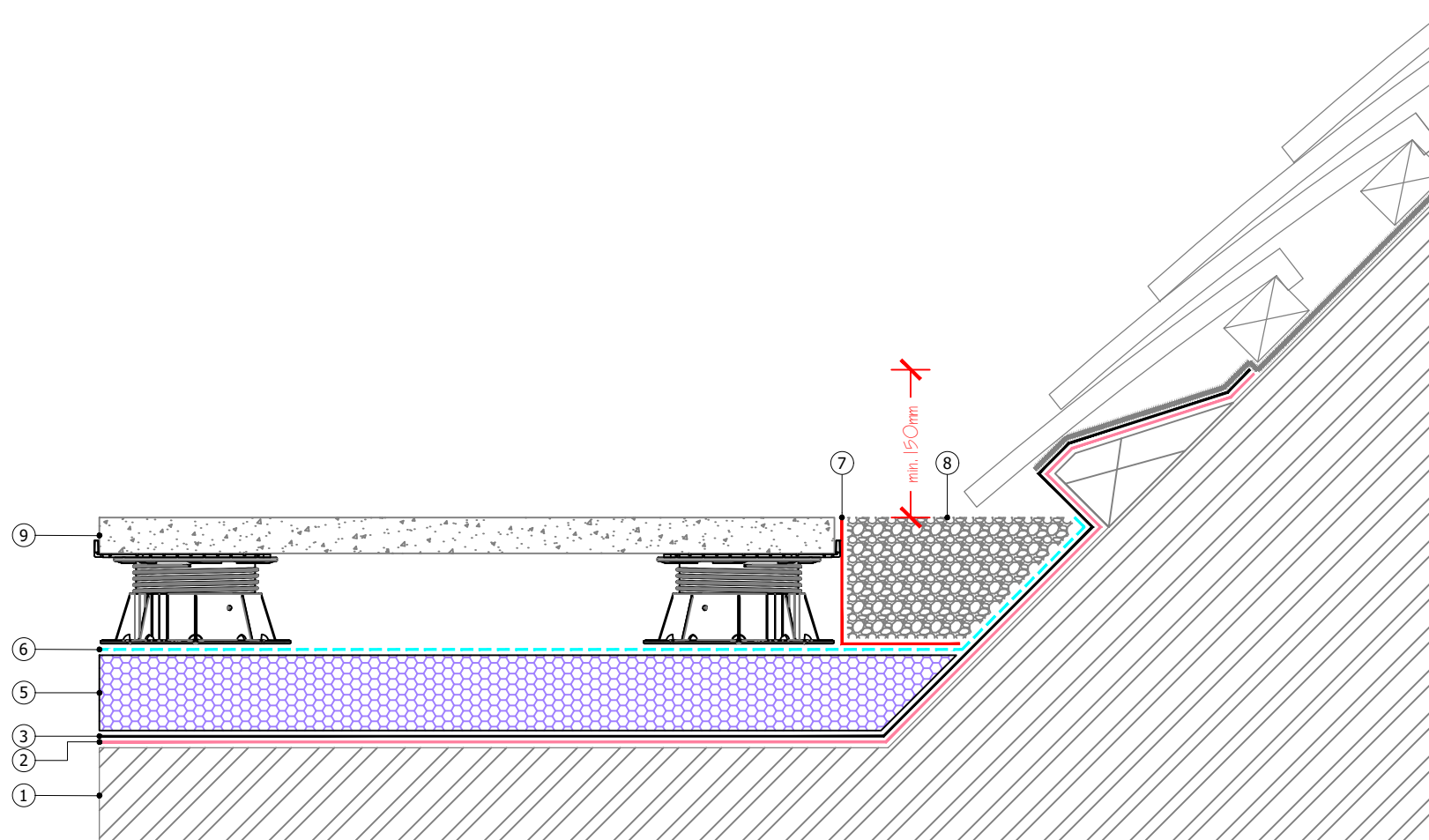
© This drawing is the copyright of Proteus Waterproofing Ltd.

Drawing No.: <b>SD_CM_INVERTED_16</b>		Roof Type: <b>Inverted</b>
Description: <b>Drip Edge for Lift Overrun</b>		
Scale: <b>NTS</b>	Drawn: <b>W.Harding</b>	Date: <b>18/06/2025</b>

**Proteus Cold Melt®**



- ①  Substrate
- ②  **Pro-Vapour Control/Carrier Membrane SA and Pro-Prime® SA**
- ③  **Cold Melt®**
- ④  **Proteus Cold Melt® UV Top** (all exposed areas)
- ⑤  **Proteus Pro-Therm Insulation** (as per specification)
- ⑥  **Proteus Pro-Therm Low-K** (separation layer)
- ⑦  **Pro-Living® Drainage Trim**
- ⑧  **Gravel ballast** (2000/553/EC compliant)
- ⑨  **Paving slabs on pedestals** (2000/553/EC compliant)



## Proteus Waterproofing Ltd.

21a Sirdar Road,  
Brook Road Industrial Estate,  
Rayleigh, Essex, SS6 7XF

Tel: +44 (0)1268 777871

W: [www.proteuswaterproofing.co.uk](http://www.proteuswaterproofing.co.uk)

E: [office@proteuswaterproofing.co.uk](mailto:office@proteuswaterproofing.co.uk)

All components are to be prepared  
and installed in strict accordance with  
**Proteus Project Specification**

### Notes :

This drawing is solely intended to illustrate the correct application of Proteus Waterproofing Ltd's products and systems. All other elements bearing reference to structural and/or thermal design within the detail are shown indicatively and should not be used in whole or part for any aspect of project design without consulting the relevant authorities.

For refurbishment projects, all aspects of the existing roof are deemed to be fully compliant with BS 6229 (Code of practice for flat roofs with continuously supported coverings) or improved upon for instances where these standards are not met.

© This drawing is the copyright of Proteus Waterproofing Ltd.

Drawing No.:

**SD\_CM\_INVERTED\_17**

Roof Type:

**Inverted**

Description:

**Upstand/Layboard to Pitched Roof**

Scale:

**NTS**

Drawn:

**W.Harding**










Date:

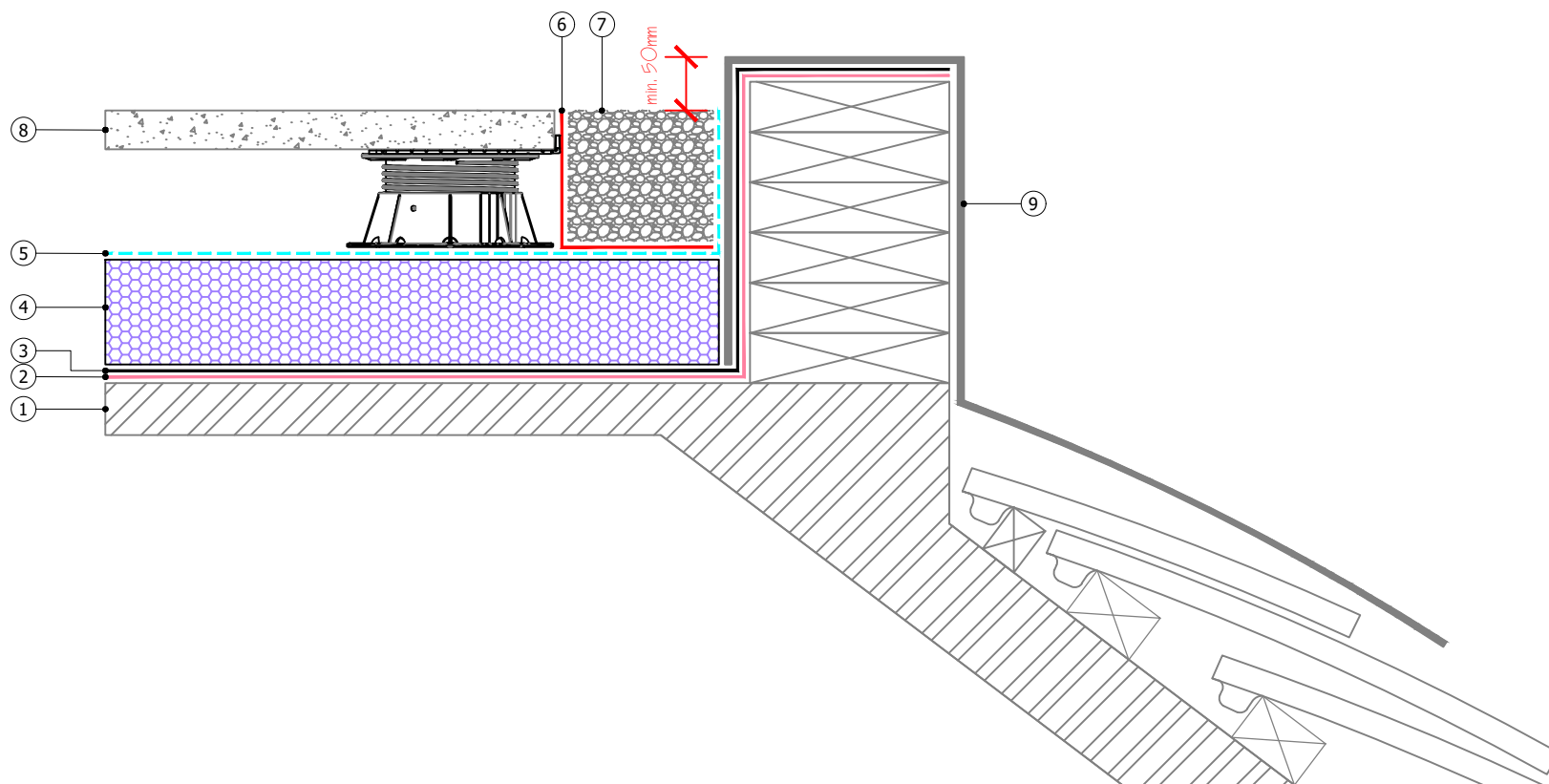
**18/06/2025**

**Proteus Cold Melt®**



**Proteus**  
**WATERPROOFING**

- ①  Substrate
- ②  **Pro-Vapour Control/Carrier Membrane SA and Pro-Prime® SA**
- ③  **Cold Melt®**
- ④  **Proteus Pro-Therm Insulation** (as per specification)
- ⑤  **Proteus Pro-Therm Low-K** (separation layer)
- ⑥  **Pro-Living® Drainage Trim**
- ⑦  **Gravel ballast** (2000/553/EC compliant)
- ⑧  **Paving slabs on pedestals** (2000/553/EC compliant)
- ⑨  **Flashing** (by others)



## Proteus Waterproofing Ltd.

21a Sirdar Road,  
Brook Road Industrial Estate,  
Rayleigh, Essex, SS6 7XF

Tel: +44 (0)1268 777871

W: [www.proteuswaterproofing.co.uk](http://www.proteuswaterproofing.co.uk)

E: [office@proteuswaterproofing.co.uk](mailto:office@proteuswaterproofing.co.uk)

**All components are to be prepared and installed in strict accordance with Proteus Project Specification**

### Notes :

This drawing is solely intended to illustrate the correct application of Proteus Waterproofing Ltd's products and systems. All other elements bearing reference to structural and/or thermal design within the detail are shown indicatively and should not be used in whole or part for any aspect of project design without consulting the relevant authorities.

For refurbishment projects, all aspects of the existing roof are deemed to be fully compliant with BS 6229 (Code of practice for flat roofs with continuously supported coverings) or improved upon for instances where these standards are not met.

© This drawing is the copyright of Proteus Waterproofing Ltd.

Drawing No.:

**SD\_CM\_INVERTED\_18**

Roof Type:

**Inverted**

Description:

**Perimeter Mansard**

Scale:

**NTS**

Drawn:

**W.Harding**

Date:















**18/06/2025**

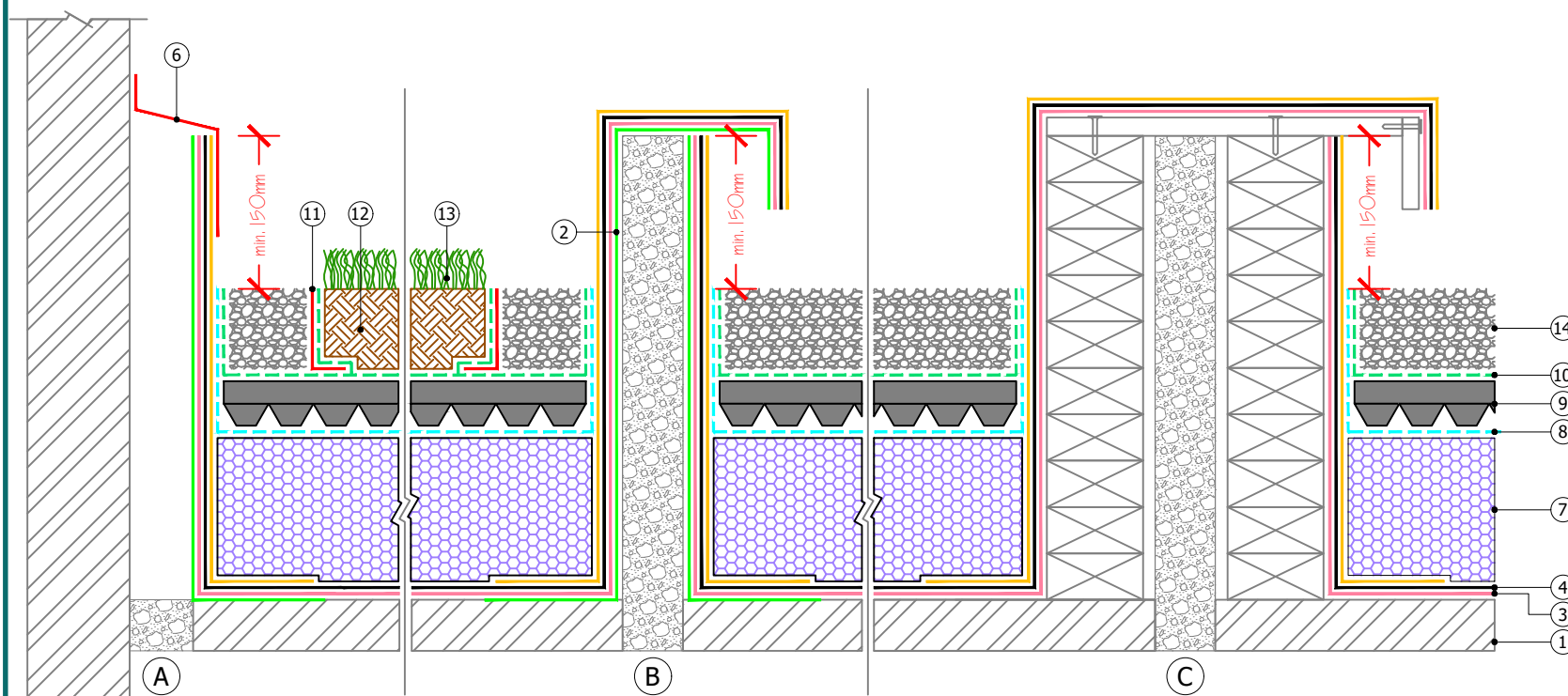
**Proteus Cold Melt®**



**Proteus**  
**WATERPROOFING**



- ①  Substrate
- ②  Metal Angle (by others)
- ③  **Pro-Vapour Control/Carrier Membrane SA and Pro-Prime® SA**
- ④  **Cold Melt®**
- ⑤  **Proteus Cold Melt® UV Top** (all exposed areas)
- ⑥  Flashing (by others)
- ⑦  **Proteus Pro-Therm Insulation** (as per specification)
- ⑧  **Proteus Pro-Therm Low-K** (separation layer)
- ⑨  **Pro-Living® Drainage Board**
- ⑩  **Pro-Living® Filter Fleece**
- ⑪  **Pro-Living® Drainage Trim**
- ⑫  **Pro-Living® Substrate** (min. 80mm settled depth)
- ⑬  **Pro-Living® Vegetation**
- ⑭  **Gravel ballast** (2000/553/EC compliant)



## Proteus Waterproofing Ltd.

21a Sirdar Road,  
Brook Road Industrial Estate,  
Rayleigh, Essex, SS6 7XF

Tel: +44 (0)1268 777871

W: [www.proteuswaterproofing.co.uk](http://www.proteuswaterproofing.co.uk)

E: [office@proteuswaterproofing.co.uk](mailto:office@proteuswaterproofing.co.uk)

All components are to be prepared  
and installed in strict accordance with  
**Proteus Project Specification**

### Notes :

This drawing is solely intended to illustrate the correct application of Proteus Waterproofing Ltd's products and systems. All other elements bearing reference to structural and/or thermal design within the detail are shown indicatively and should not be used in whole or part for any aspect of project design without consulting the relevant authorities.











For refurbishment projects, all aspects of the existing roof are deemed to be fully compliant with BS 6229 (Code of practice for flat roofs with continuously supported coverings) or improved upon for instances where these standards are not met.

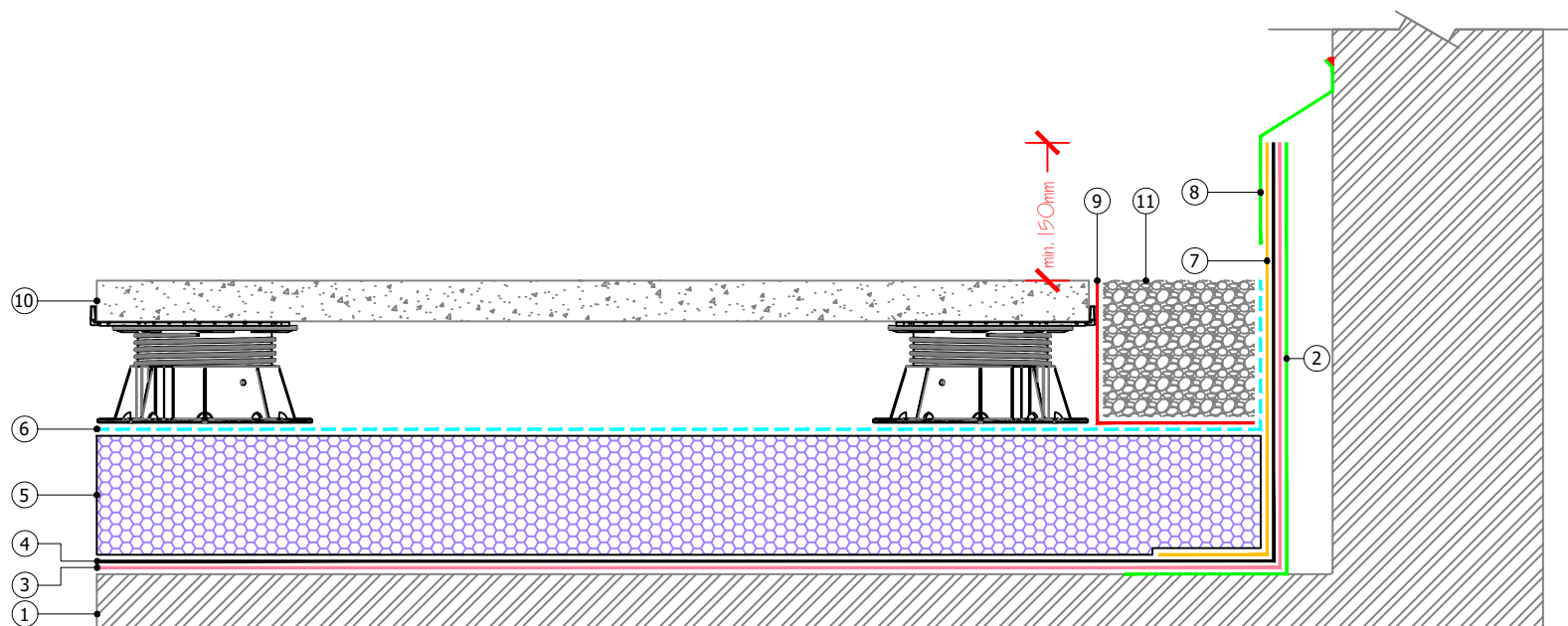
© This drawing is the copyright of Proteus Waterproofing Ltd.

Drawing No.: <b>SD_CM_INVERTED_23</b>		Roof Type: <b>Inverted</b>
Description: <b>Expansion Joints</b>		
Scale: <b>NTS</b>	Drawn: <b>W.Harding</b>	Date: <b>18/06/2025</b>

Proteus Cold Melt®



- ①  Substrate
- ②  Metal Angle (by others)
- ③  **Pro-Vapour Control/Carrier Membrane SA and Pro-Prime® SA**
- ④  **Cold Melt®**
- ⑤  **Cold Melt® UV Top** (all exposed areas)
- ⑥  **Proteus Pro-Therm Insulation** (as per specification)
- ⑦  **Proteus Pro-Therm Low-K** (separation layer)
- ⑧  Metal Flashing and Sealant (by others)
- ⑨  **Pro-Living® Drainage Trim**
- ⑩  Paving slabs on pedestals (2000/553/EC compliant)
- ⑪  **Gravel ballast** (2000/553/EC compliant)



## Proteus Waterproofing Ltd.

21a Sirdar Road,  
Brook Road Industrial Estate,  
Rayleigh, Essex, SS6 7XF

Tel: +44 (0)1268 777871

W: [www.proteuswaterproofing.co.uk](http://www.proteuswaterproofing.co.uk)

E: [office@proteuswaterproofing.co.uk](mailto:office@proteuswaterproofing.co.uk)

**All components are to be prepared  
and installed in strict accordance with  
Proteus Project Specification**

### Notes :

This drawing is solely intended to illustrate the correct application of Proteus Waterproofing Ltd's products and systems. All other elements bearing reference to structural and/or thermal design within the detail are shown indicatively and should not be used in whole or part for any aspect of project design without consulting the relevant authorities.

For refurbishment projects, all aspects of the existing roof are deemed to be fully compliant with BS 6229 (Code of practice for flat roofs with continuously supported coverings) or improved upon for instances where these standards are not met.

© This drawing is the copyright of Proteus Waterproofing Ltd.

Drawing No.:

**SD\_CM\_INVERTED\_24**

Roof Type:

**Inverted**

Description:

**Independant Upstand**

Scale:

**NTS**

Drawn:

**W.Harding**











Date:

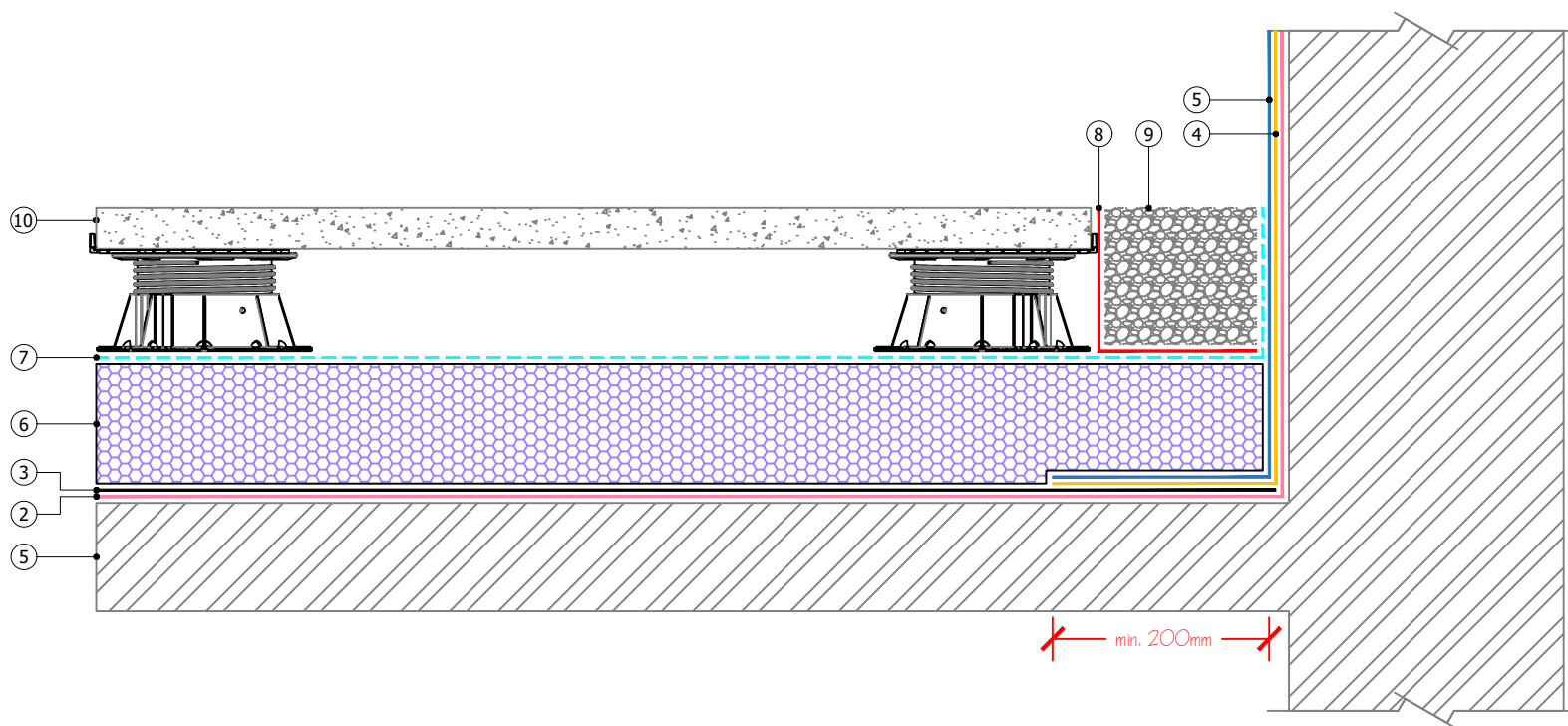
**18/06/2025**

**Proteus Cold Melt®**



**Proteus**  
**WATERPROOFING**

- ①  Substrate
- ②  **Pro-Vapour Control/Carrier Membrane SA and Pro-Prime® SA**
- ③  **Cold Melt®**
- ④  **Proteus Pro-Cold®** base coat with embedded **Pro-Force 225** reinforcement
- ⑤  **Proteus Pro-Cold®** top coat
- ⑥  **Proteus Pro-Therm Insulation** (as per specification)
- ⑦  **Proteus Pro-Therm Low-K** (separation layer)
- ⑧  **Pro-Living® Drainage Trim**
- ⑨  **Gravel ballast** (2000/553/EC compliant)
- ⑩  **Paving slabs on pedestals** (2000/553/EC compliant)



## Proteus Waterproofing Ltd.

21a Sirdar Road,  
Brook Road Industrial Estate,  
Rayleigh, Essex, SS6 7XF

Tel: +44 (0)1268 777871

W: [www.proteuswaterproofing.co.uk](http://www.proteuswaterproofing.co.uk)

E: [office@proteuswaterproofing.co.uk](mailto:office@proteuswaterproofing.co.uk)

**All components are to be prepared  
and installed in strict accordance with  
Proteus Project Specification**

### Notes :

This drawing is solely intended to illustrate the correct application of Proteus Waterproofing Ltd's products and systems. All other elements bearing reference to structural and/or thermal design within the detail are shown indicatively and should not be used in whole or part for any aspect of project design without consulting the relevant authorities.

For refurbishment projects, all aspects of the existing roof are deemed to be fully compliant with BS 6229 (Code of practice for flat roofs with continuously supported coverings) or improved upon for instances where these standards are not met.

© This drawing is the copyright of Proteus Waterproofing Ltd.

Drawing No.:

**SD\_CM\_INVERTED\_25**

Roof Type:

**Inverted**

Description:

**Hybrid Upstand**

Scale:

**NTS**

Drawn:













**W.Harding**

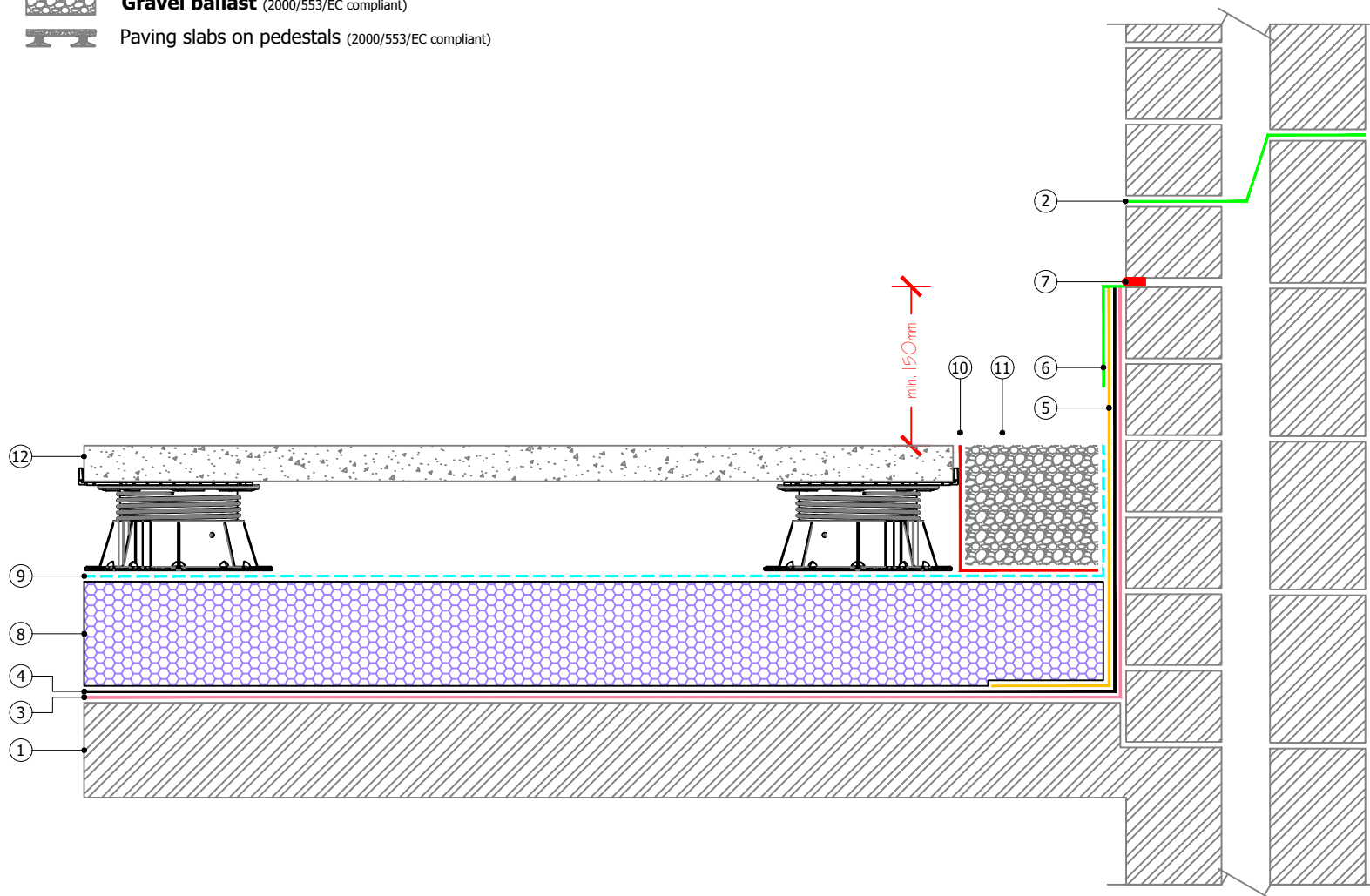
Date:

**18/06/2025**

**Proteus Cold Melt®**



- ①  Substrate
- ②  Metal Flashing (by others)
- ③  **Pro-Vapour Control/Carrier Membrane SA and Pro-Prime® SA**
- ④  **Cold Melt®**
- ⑤  **Cold Melt® UV Top** (all exposed areas)
- ⑥  Metal Flashing (by others)
- ⑦  **Proteus Sealant**
- ⑧  **Proteus Pro-Therm Insulation** (as per specification)
- ⑨  **Proteus Pro-Therm Low-K** (separation layer)
- ⑩  **Pro-Living® Drainage Trim**
- ⑪  **Gravel ballast** (2000/553/EC compliant)
- ⑫  **Paving slabs on pedestals** (2000/553/EC compliant)



## Proteus Waterproofing Ltd.

21a Sirdar Road,  
Brook Road Industrial Estate,  
Rayleigh, Essex, SS6 7XF

Tel: +44 (0)1268 777871

W: [www.proteuswaterproofing.co.uk](http://www.proteuswaterproofing.co.uk)

E: [office@proteuswaterproofing.co.uk](mailto:office@proteuswaterproofing.co.uk)

All components are to be prepared  
and installed in strict accordance with  
**Proteus Project Specification**

### Notes :

This drawing is solely intended to illustrate the correct application of Proteus Waterproofing Ltd's products and systems. All other elements bearing reference to structural and/or thermal design within the detail are shown indicatively and should not be used in whole or part for any aspect of project design without consulting the relevant authorities.

For refurbishment projects, all aspects of the existing roof are deemed to be fully compliant with BS 6229 (Code of practice for flat roofs with continuously supported coverings) or improved upon for instances where these standards are not met.

© This drawing is the copyright of Proteus Waterproofing Ltd.

Drawing No.:

**SD\_CM\_INVERTED\_26**

Roof Type:

**Inverted**

Description:

**Cavity tray**

Scale:

**NTS**

Drawn:

**W.Harding**




Date:

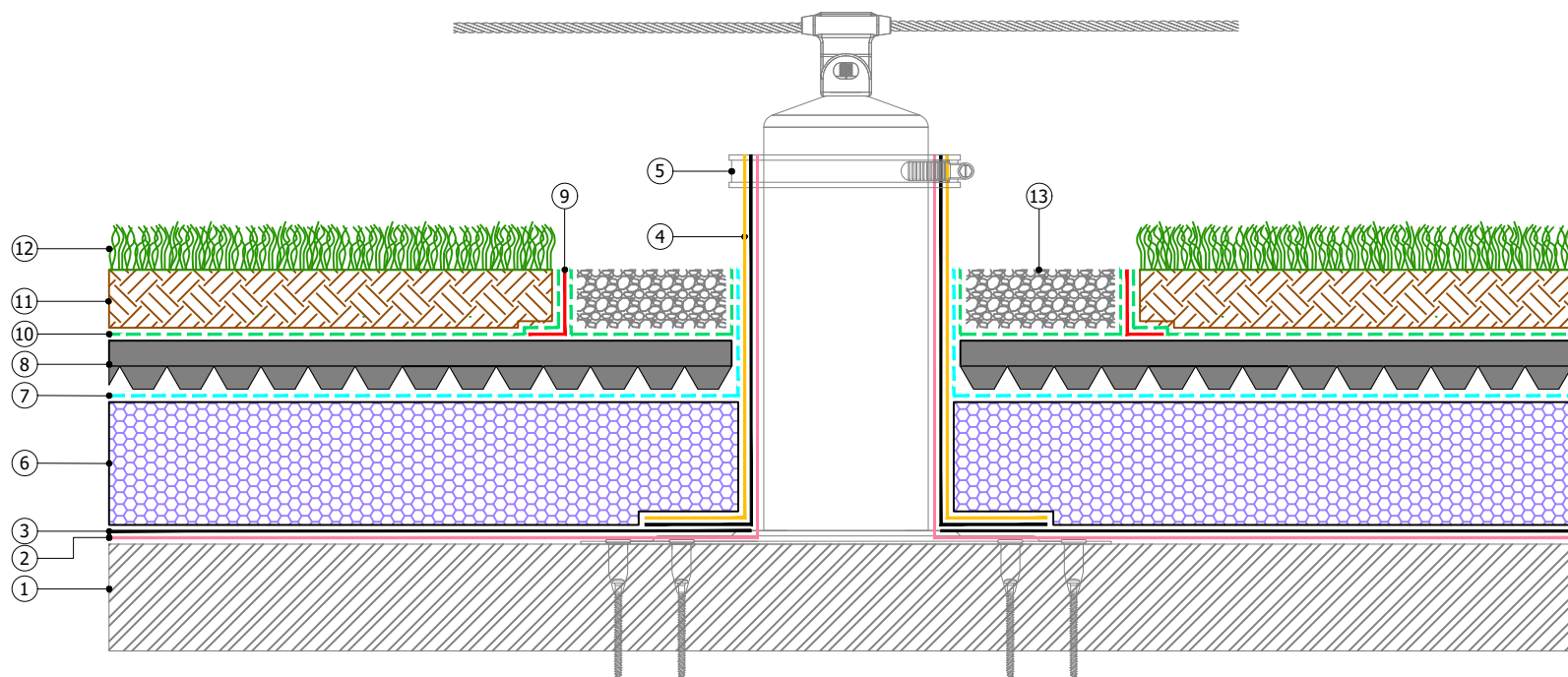
**18/06/2025**

**Proteus Cold Melt®**



**Proteus**  
**WATERPROOFING**

- ①  Substrate
- ②  **Pro-Vapour Control/Carrier Membrane SA and Pro-Prime® SA**
- ③  **Cold Melt®**
- ④  **Cold Melt® UV Top** (all exposed areas)
- ⑤  Jubilee Clip (by others)
- ⑥  **Proteus Pro-Therm Insulation** (as per specification)
- ⑦  **Proteus Pro-Therm Low-K** (separation layer)
- ⑧  **Pro-Living® Drainage Board**
- ⑨  **Pro-Living® Drainage Trim**
- ⑩  **Pro-Living® Filter Fleece**
- ⑪  **Pro-Living® Substrate** (min. 80mm settled depth)
- ⑫  **Pro-Living® Vegetation**
- ⑬  **Gravel ballast** (2000/553/EC compliant)



## Proteus Waterproofing Ltd.

21a Sirdar Road,  
Brook Road Industrial Estate,  
Rayleigh, Essex, SS6 7XF

Tel: +44 (0)1268 777871

W: [www.proteuswaterproofing.co.uk](http://www.proteuswaterproofing.co.uk)

E: [office@proteuswaterproofing.co.uk](mailto:office@proteuswaterproofing.co.uk)

All components are to be prepared  
and installed in strict accordance with  
**Proteus Project Specification**

### Notes :

This drawing is solely intended to illustrate the correct application of Proteus Waterproofing Ltd's products and systems. All other elements bearing reference to structural and/or thermal design within the detail are shown indicatively and should not be used in whole or part for any aspect of project design without consulting the relevant authorities.

For refurbishment projects, all aspects of the existing roof are deemed to be fully compliant with BS 6229 (Code of practice for flat roofs with continuously supported coverings) or improved upon for instances where these standards are not met.

© This drawing is the copyright of Proteus Waterproofing Ltd.

Drawing No.: <b>SD_CM_INVERTED_27</b>		Roof Type: <b>Inverted</b>
Description: <b>Fall Arrest System</b>		
Scale: <b>NTS</b>	Drawn: <b>W.Harding</b>	Date: <b>18/06/2025</b>

Proteus Cold Melt®

